


AUTOMATED PROCTORING (ON DEMAND PROCTORING)

Proctor is an automated proctoring solution integrated with YouTestMe GetCertified. It enables remote examinations without the need to hire proctors. Proctor will enable you to track the following events:

- Human face recognition
- The absence of a human face in front of the camera
- Multiple or unauthorized faces in front of the camera
- Opening of restricted pages in the browser
- If a window browser is not maximized
- If there is conversation or noise in the background
- If the focus is changed to a different window
- If an additional display is attached
- Abnormal activity on the screen
- If a microphone is muted
- Unrecognized typing patterns



The testing procedure with Proctor starts as follows:

1. The candidate allows the camera and microphone usage when prompted and waits until everything has been set up.
2. The candidate takes a photo of himself/herself and his/her identification and proceeds.
3. When prompted with permission to share the candidate's screen, candidate presses the "Share" button.
4. The candidate can start the test.

The only buttons the candidate is allowed to click in GetCertified during the test-taking are:

- **Next question** – to go to the next question
- **Previous question** – to go back and re-do a question
- **Finish test** – when a candidate is sure he/she has finished the test, he/she should click this button.

AUTOMATED PROCTORING (ON DEMAND PROCTORING)

- In case Proctor cannot find the candidate's camera or microphone, the candidate should try the "Retry" button.
- There cannot be multiple Students with the same e-mail address.
In case the candidate tries any other activities or opens new tabs, his/her test will be locked for several seconds.
- After taking the test, the administrator/instructor can review all the suspicious parts of the test recording that the Proctor has allocated.

What should Test Taker know?

To start a successful testing session with Proctoring, the candidate needs to have the following:

1. A working camera
2. A working microphone (or headphones with microphone)
3. A stable and fast Internet connection
4. Chrome or Firefox browser
5. Supervisor extension for applicant's browser (he will be prompted to install it during the first testing session)
6. An ID to present

- ! *Outside interruptions may compromise a candidate's test-taking session. The candidate should keep in mind the following:*
 1. *The noise in the room where the test is to be taken should be reduced to the minimum. In the case of noise, Proctor will be notified of it.*
 2. *The candidate should be the only person in front of the camera.*

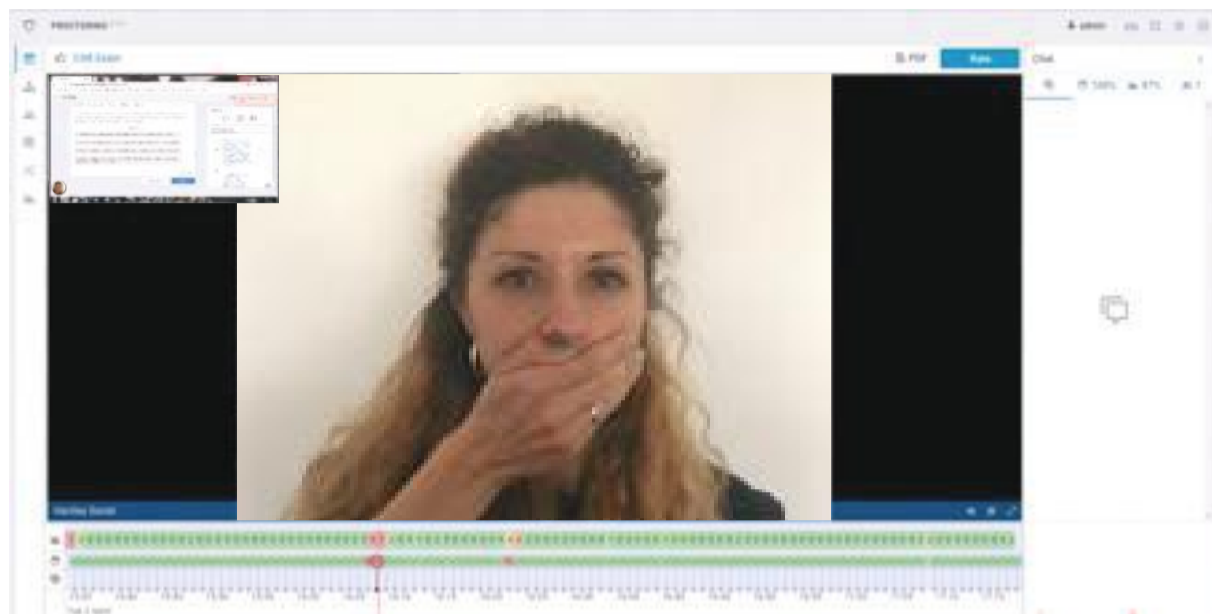
- ! *It is essential that the candidate looks at the way he looks when he is doing the test. If a candidate wears glasses or has a particular hairstyle, photos should be taken with them.*

What should Test Administrator know?

Proctoring exam is a key component of establishing a credible online education program.

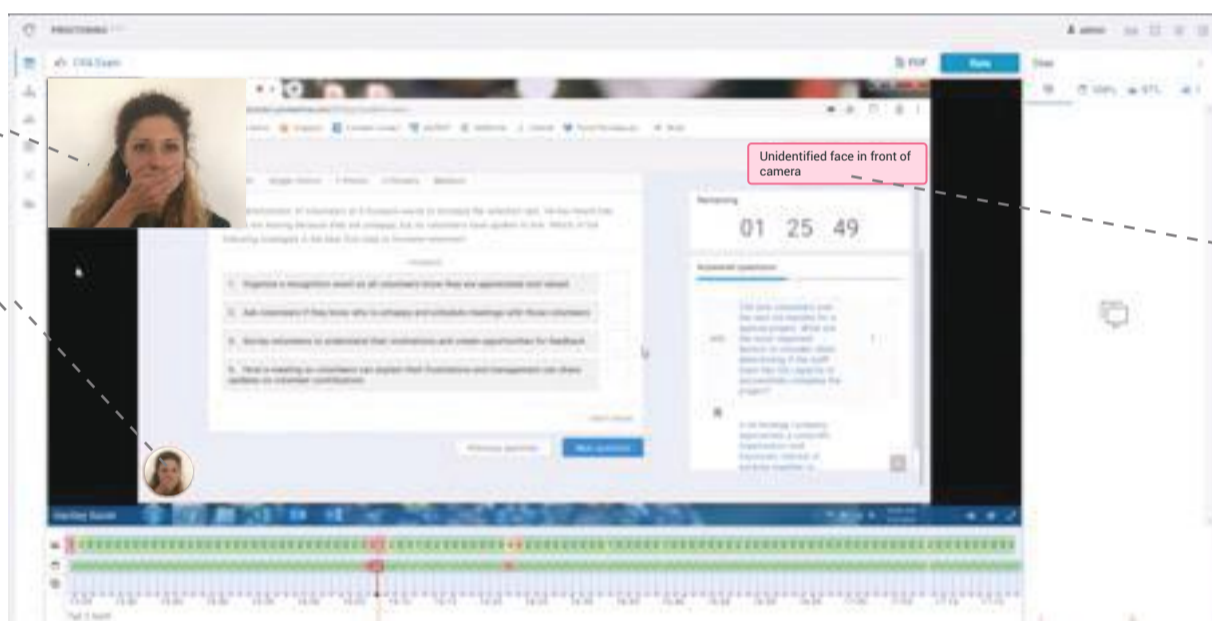
We are incorporated automated/on-demand proctoring in our **YouTestme GetCertified** application as we think this is the best and the most convenient option for test-taking. This technique is discrete, ensures uninterrupted testing, while at the same time allows our clients to reduce the possibility of cheating in testing at the lowest level.

AUTOMATED PROCTORING (ON DEMAND PROCTORING)



Proctored Test Video
The perspective of Proctor

Video of a test taker
while working
proctored test



Notification to
the test taker
that the system
detected
an undetermined
irregularity

One of the moments on the video, when the system detects a problem
The perspective of Proctor

On-demand web proctoring embraces and leverages technology, only involving humans where they can be the most effective.

The main advantages of automated/on-demand proctoring are as following:

→ Professional review

With the on-demand proctoring approach, exam sessions are monitored and recorded by the computer and then certified proctors review the video afterward. On-demand proctoring embraces and leverages technology, only involving humans where they can be the most effective.

These reviews occur off-site and are performed independently; if the review process determines a student has cheated, the reviewers refer the case to the educational institution for follow-up.

AUTOMATED PROCTORING (ON DEMAND PROCTORING)

→ Convenience and Comfort

Because students can take exams anytime, on-demand proctoring is convenient as it requires no scheduling. This method also provides the student with the option to take practice exams to help optimize test-taking performance.

Under this approach, students agree to allow cameras to “watch” them while they take exams; if the cameras pick up anything out of the ordinary, the unusual behavior is flagged in the recording by multiple reviewers after the exam.

→ Affordability

Utilization of technology means that cost is significantly lower (between 30-40 percent) than human-based approaches, allowing our clients to lessen the financial burden on test takers.

→ Scalability

Use technology for self-service - because on-demand proctoring with a record and review model has been built on a cloud-based architecture, there are no limits as to the number of potential simultaneous exams being taken.

→ Accountability

Full recording maintained - “Record and review” system records the entire exam session, serving as a historical record or evidence. The resultant video is then provided to multiple reviewers to verify the integrity of each exam and then made available to the institution as requested.

→ Flexibility

This model’s security enables more flexibility for our clients in terms of assessment design, as the computer only enforces the policy, and the proctoring team uses client’s policy as their guideline for reviewing exams.

On the link below, find out how we have integrated Proctoring inside YouTestMe GetCertified

 https://www.youtube.com/watch?v=peNM3_kajAU