



YouTestMe

Table Summary Attributes

Table of Contents

- 1 Introduction..... 2
 - 1.1 Precondition – Accessibility mode 2
- 2 Summary attributes..... 3

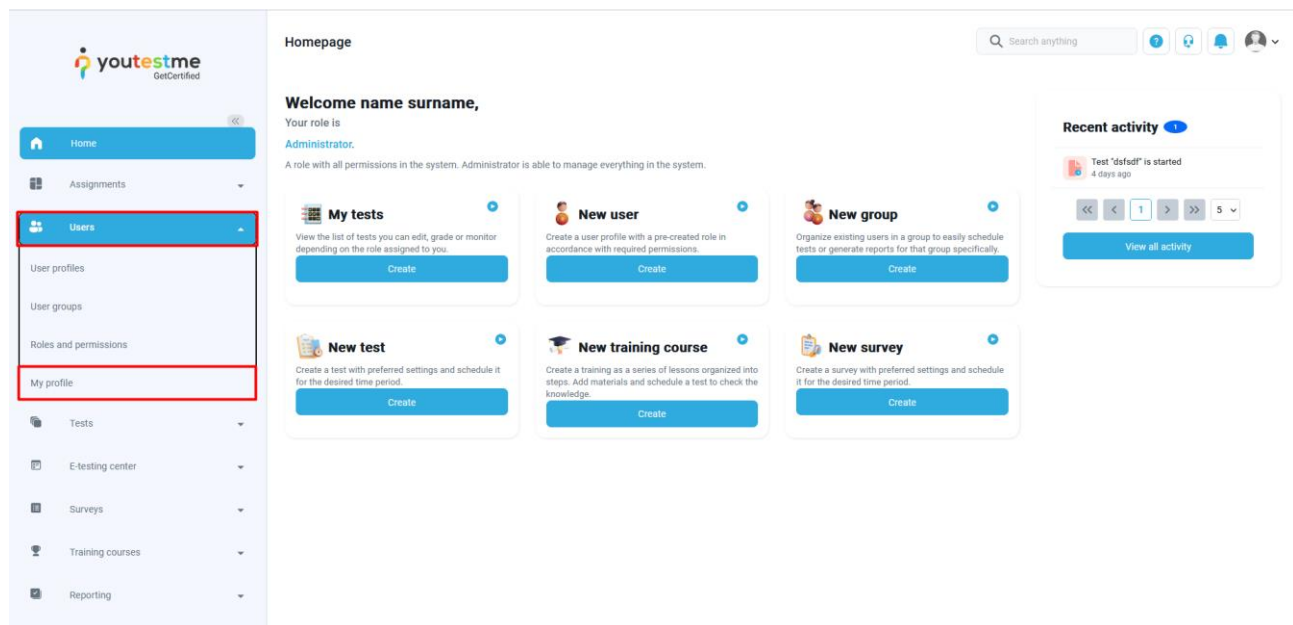
1 Introduction

This document's purpose is to demonstrate that all tables in the application have summary attributes.

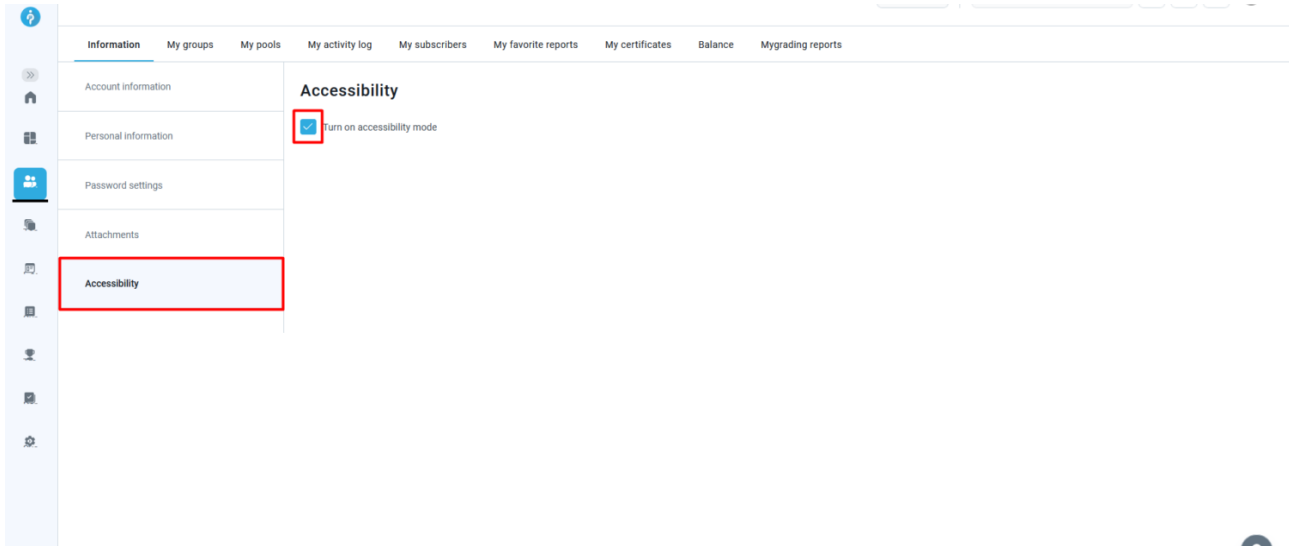
1.1 Precondition – Accessibility mode

To enter accessibility mode, follow these steps:

1. In the **Users** section, select **My Profile**.

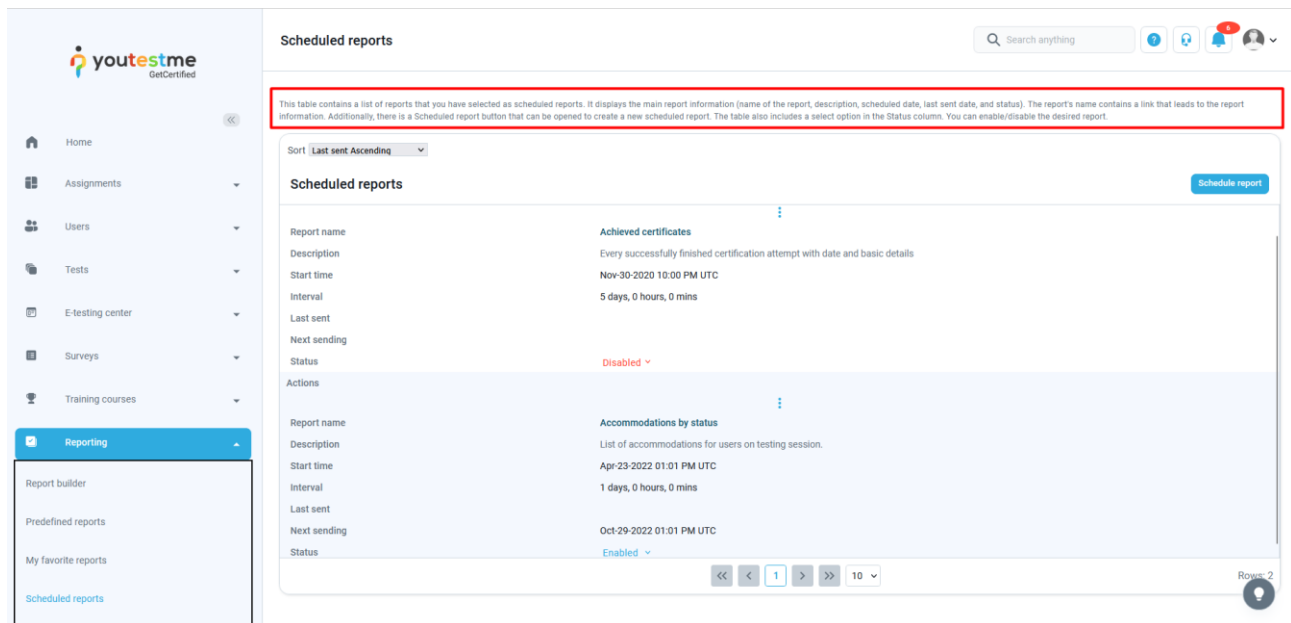


- In the **Information** tab, select the **Accessibility** menu option and make sure the "Turn on accessibility mode" option is checked.



2 Summary attributes

All tables in the application possess summary attributes, i.e., texts that describe their components. For example:



The screenshot shows the 'My profile' page in the youtestme application. The left sidebar contains navigation options like Home, Assignments, Users, Tests, E-testing center, Surveys, Training courses, and Reporting. The main content area is titled 'My profile' and includes tabs for Information, My groups, My pools, My activity log, My subscribers, My favorite reports, My certificates, Balance, and Mygrading reports. Under the 'Information' tab, there are sections for Account information, Personal information, Password settings, Attachments, and Accessibility. The 'Attachments' section is active, displaying a table with two rows of attachment data. Above the table, a red-bordered text box provides a summary: 'This table contains a list of your profile attachments. It displays the main attachment information (name, type, description, and preview). In the Preview column, there is a View button with options to Edit or Remove attachments. Additionally, there is an Add attachments button to add new attachments.' The table has columns for Name, Type, Description, and Actions. The first row shows an attachment named 'aads' of type 'Picture' with a 'View' button. The second row shows an attachment named 'ad' of type 'Picture' with a 'View' button. At the bottom of the table, there are pagination controls showing page 1 of 8 and 'Rows: 2'.

The screen reader reads the table summary before moving on to the table contents.