



YouTestMe

Multiple requirements – Student perspective

File name	Multiple requirements – Student perspective
Author	YouTestMe
Confidentiality	Internal or Public
Last save date	Tuesday, October-25-2022 at 3:46:00 PM

Table of Contents

1	Introduction.....	2
2	Accessing the test	3
3	Requirements	5
3.1	R01 – Branching	5
3.2	R02 – Multiple Choice Question – Combination of Answers.....	5
3.3	R03 – Matching	6
3.4	R04 - Single Choice	6
3.5	R06 – Matrix.....	7
3.6	R07 – Multiple Fill in the blanks Question	7
3.7	R08 - Fill in the blanks.....	8
3.8	R09 - Multiple Choice Question – By Answer Weight	8
3.9	R10 – Question Group	9
3.10	R11 – Answer Feedback.....	10
3.11	R014 – Flagging a Question.....	11
3.12	R015 – Finish Test Confirmation Dialog.....	11
3.13	R022 – Terminal Learning Objectives	12

1 Introduction

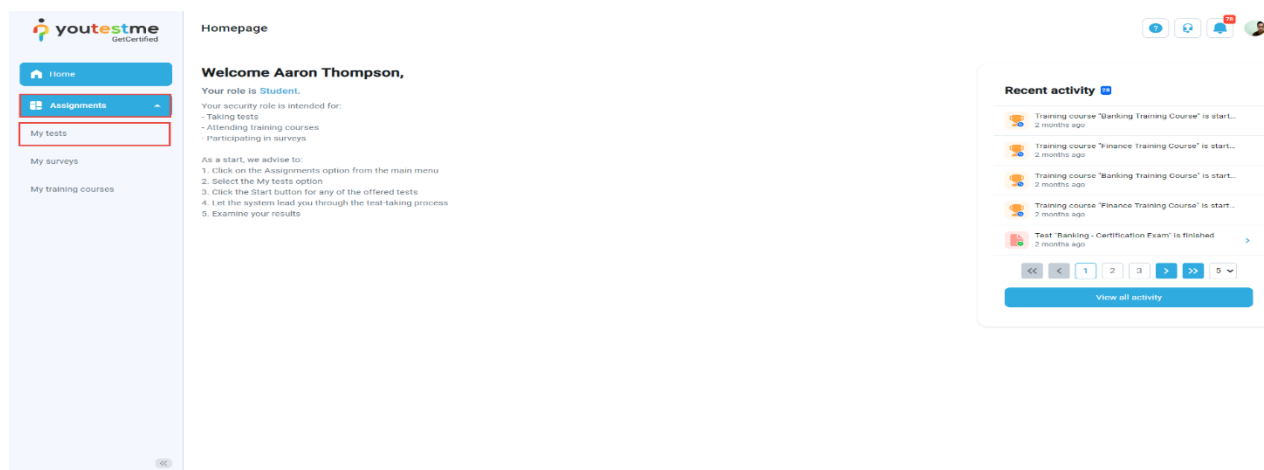
This document's purpose is to explain the following requirements from student perspective:

- R01 - Branching of test questions - Ability to branch to different questions based on response.
- R02 - Multiple response (select more than 1 choice - pick the best 3 of 8 possible responses).
Must be able to limit the number of selections the student can make. Ability to assign different point values to each choice option.
- R03 - Matching: Relate items in column A with items in Column B.
- R04 - Multiple choice: Select only one choice option.

- R06 - Matrix question: Have several statements with Likert options in a table.
- R07 - Multiple fill-in-the-blanks question: Each blank has its own drop-down list of choices.
- R08 - Fill-in-the-blank: Student can type a response.
- R09 - Variable scoring for each question (+1, +2 etc, 0 or -1, -2 etc)
- R010 - Permit text or images to be used during exam, allow split and adjustable screens for text or images to be presented next to, above or below test questions.
- R011 - Ability to provide feedback immediately after answering question.
- R012 - Feedback can be specific to each choice option.
- The ability to withhold feedback on tests must also be an option.
- R014 - Ability for a candidate to flag a question to come back to later or for the application to inform the user of the questions not answered prior to submitting/completing the exam.
- R015 - Ability for a candidate to un-answer a question (paired with a notification/reminder) to come back to later prior to submitting/completing the exam.
- R022 - Ability to link specific questions to terminal learning objectives. Specifics: By ""learning objectives,"" we also mean test sections. We require the ability to tag, or link, test questions to objectives/sections. Labels for these objectives/sections will be created by the test developers. For example, if we create a test on driving knowledge, we may decide to divide questions into sections on ""traffic signs"", ""car operation"", and ""suggested guidelines"". If this test includes 50 questions, we may decide to tag (i.e., link) questions 1-15 to ""traffic signs"", questions 16-30 to ""car operation"", and questions 31-50 with ""suggested guidelines"". The ability to do this allows us (i.e., test developers) to know the proportion of a test dedicated to each section, and to see how each test-taker scored on each section of a test.

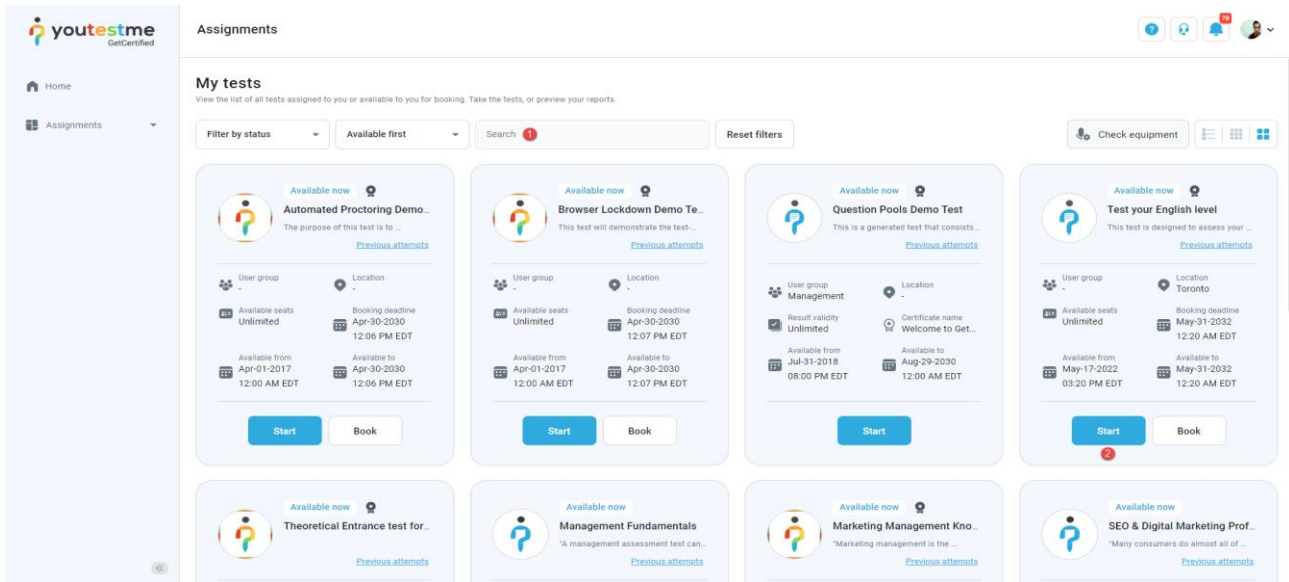
2 Accessing the test

To start the test-taking process, the candidate should navigate to **Assignments** and select the **My tests** tab.



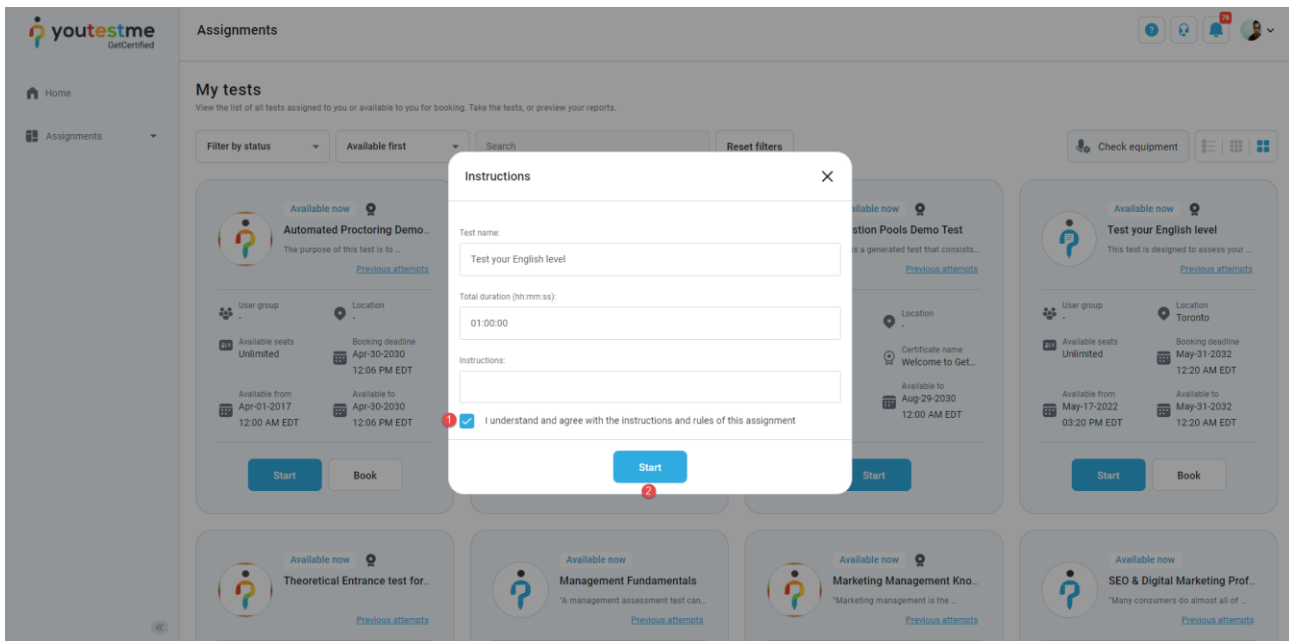
The screenshot shows the youtestme student dashboard. On the left, there is a navigation menu with options: Home, Assignments (highlighted), My tests, My surveys, and My training courses. The main content area is titled 'Homepage' and 'Welcome Aaron Thompson, Your role is Student.' Below this, it lists security roles: Taking tests, Attending training courses, and Participating in surveys. A 'Recent activity' section shows a list of activities: Training course 'Banking Training Course' is started (2 months ago), Training course 'Finance Training Course' is started (2 months ago), Training course 'Banking Training Course' is started (2 months ago), Training course 'Finance Training Course' is started (2 months ago), and Test 'Banking - Certification Exam' is finished (2 months ago). At the bottom of the activity list, there is a 'View all activity' button.

1. The candidate can use the search bar to find a test.
2. Click **Start** button to start the test.



The new popup window will appear where candidate should:

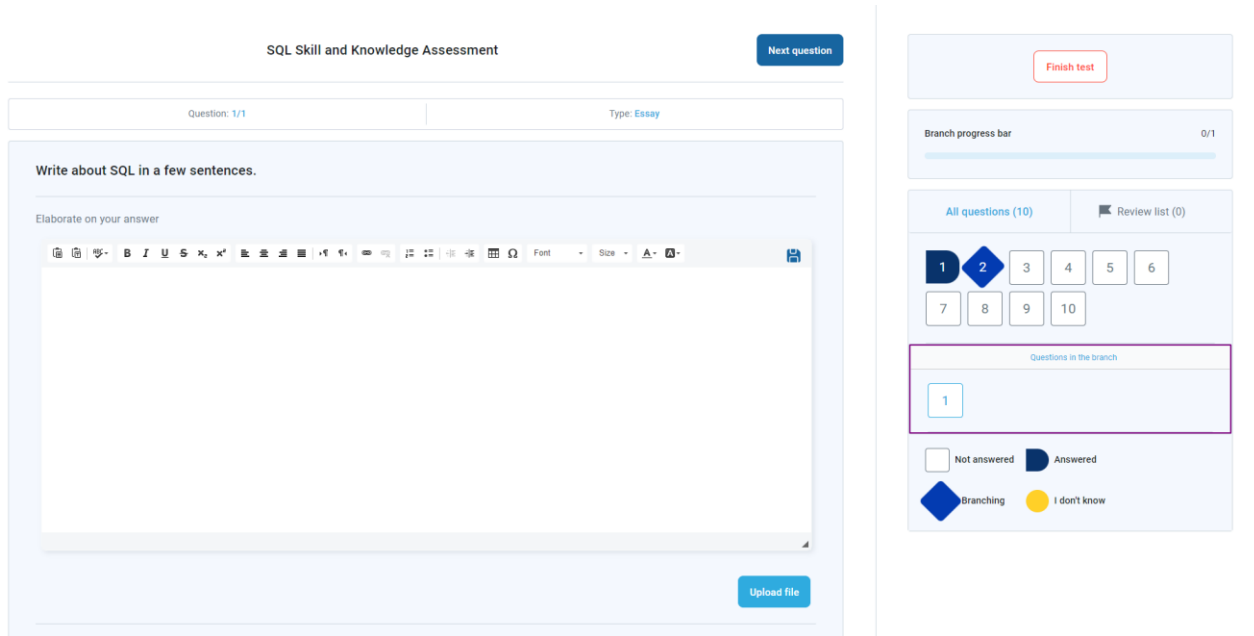
1. Select the checkbox.
2. Click **Start** button.



3 Requirements

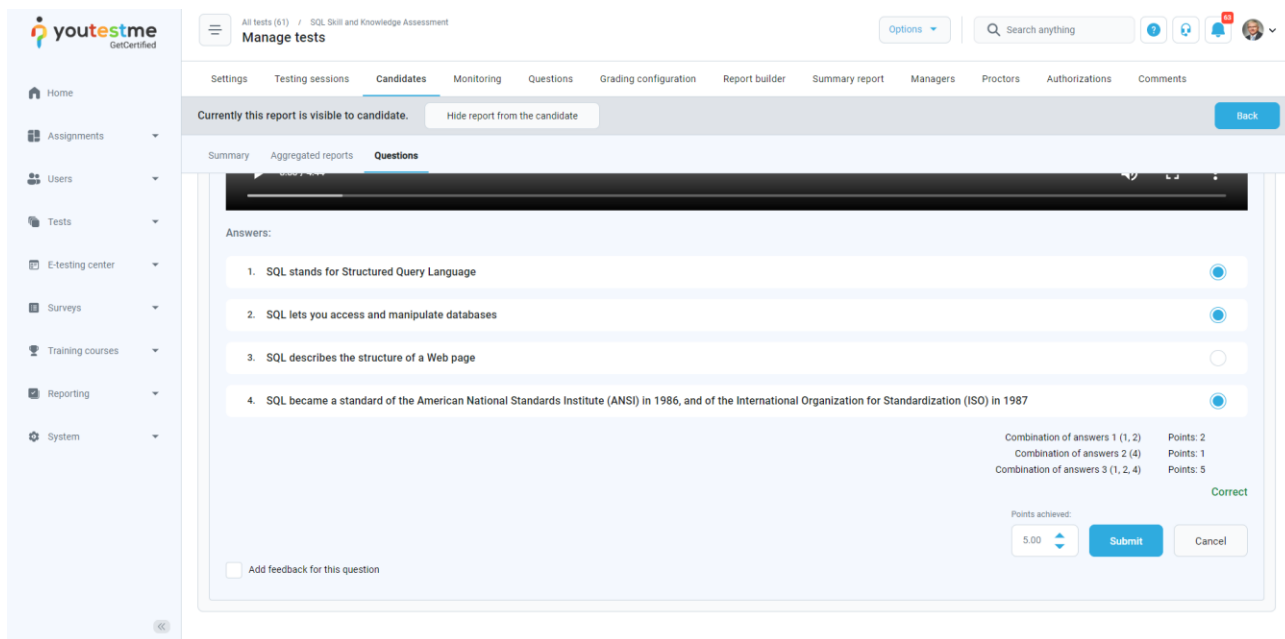
3.1 R01 – Branching

The candidate chooses an answer after which the follow-up question is presented.



3.2 R02 – Multiple Choice Question – Combination of Answers

A candidate should select one of the predefined correct combinations of answers to obtain points.



3.3 R03 – Matching

Matching questions require a test-taker to match an item on the left side with an item on the right side.

Test your English level

Question: 4/12 | Type: Matching | Points: 5 | Penalty: 0 | Difficulty: Medium

Match the items to form the correct answers

Match the Items from the left and the right column to form the correct answers

0 Where are you from?	<input type="radio"/>	# 1 His sister's name is Alicia.	<input type="radio"/>
0 Does your family live in Pawtucket?	<input type="radio"/>	# 2 No, we live in Central Falls.	<input type="radio"/>
0 What is his sister's name?	<input type="radio"/>	# 3 They have been here for 3 years.	<input type="radio"/>
0 How many years have they lived in this country?	<input type="radio"/>	# 4 She works in a factory.	<input type="radio"/>
0 Where does she work?	<input type="radio"/>	# 5 I am from Berlin.	<input type="radio"/>

I will not answer this question to avoid possible negative points

Remaining time for entire test: 00:58:19 [Finish test](#)

Progress bar: 3/12

All questions (12) | Review list (0)

1 2 3 4 5 6 7
8 9 10 11 12

Not answered Answered I don't know

Notes
[Create new](#)

3.4 R04 - Single Choice

Single-choice questions offer multiple possible answers, where only one can be selected as the correct.

Test your English level

Question: 5/12 | Type: Single choice | Points: 5 | Penalty: 0 | Difficulty: Medium

The best way to see London is on a bus _____.

Select one correct answer from the list

1. journey
2. tour
3. trip

I will not answer this question to avoid possible negative points

Remaining time for entire test: 00:57:09 [Finish test](#)

Progress bar: 3/12

All questions (12) | Review list (0)

1 2 3 4 5 6 7
8 9 10 11 12

Not answered Answered I don't know

Notes
[Create new](#)

3.5 R06 – Matrix

Matrix questions consist of several statements within and have only one correct answer.

Principles of Taxation

Question: 8/8 Type: Matrix Points: 0 Penalty: 0 Difficulty: Medium

How much do you agree with the following statements?

	Strongly disagree	Somewhat disagree	No opinion	Somewhat agree
1. I am easygoing.	<input type="radio"/>	<input type="radio"/>	<input type="radio"/>	<input type="radio"/>
2. I have high standards.	<input type="radio"/>	<input type="radio"/>	<input type="radio"/>	<input type="radio"/>
3. I enjoy time alone.	<input type="radio"/>	<input type="radio"/>	<input type="radio"/>	<input type="radio"/>
4. I work well with others.	<input type="radio"/>	<input type="radio"/>	<input type="radio"/>	<input type="radio"/>

I will not answer this question to avoid possible negative points

Finish test

Progress bar 0/8

All questions (8) Review list (0)

1 2 3 4 5 6
7 8

Not answered Answered

I don't know

3.6 R07 – Multiple Fill in the blanks Question

Fill in the blanks questions require a test-taker to fill the blanks or select one of the offered answers to gain maximum points.

Test your English level

Question: 10/12 Type: Fill in the blanks Points: 4 Penalty: 1 Difficulty: Medium

Fill in the gaps to complete sentence.

Complete the gaps with correct word(s)

Have you ever photos animals in the wild?

I will not answer this question to avoid possible negative points

Remaining time for entire test 00 53 18 Finish test

Progress bar 3/12

All questions (12) Review list (0)

1 2 3 4 5 6 7
8 9 10 11 12

Not answered Answered I don't know

Notes
Create new

3.7 R08 - Fill in the blanks

Fill in the blanks questions require a test-taker to fill the blanks or select one of the offered answers to gain maximum points.

The screenshot shows a student's test interface. At the top, it says "Test your English level". The question is "Question: 6/12", "Type: Fill in the blanks", "Points: 5", "Penalty: 0", and "Difficulty: Medium". The question text is "Fill in the blank to complete sentence. Complete the gaps with correct word(s). 90% of the world's rice are grown in Asia." There is a dropdown menu with "Select one" and a checkbox "I will not answer this question to avoid possible negative points". On the right, there is a "Remaining time for entire test" of 00:53:09, a "Progress bar" at 3/12, and a "Review list (0)". A grid of question numbers 1-12 is shown, with question 3 selected. A legend indicates "Not answered" (white), "Answered" (blue), and "I don't know" (yellow). A "Notes" section with a "Create new" button is at the bottom.

3.8 R09 - Multiple Choice Question – By Answer Weight

A candidate will be awarded different points depending on the answer chosen.

The screenshot shows a test management interface. The top navigation bar includes "Settings", "Testing sessions", "Candidates", "Monitoring", "Questions", "Grading configuration", "Report builder", "Summary report", "Managers", "Proctors", "Authorizations", and "Comments". The main content area shows "Manage tests" for "All tests (61) / SQL Skill and Knowledge Assessment". A video player is visible at the top. Below it, the "Answers" section lists four options for a question about SQL. The weights for each answer are: 1. SQL stands for Structured Query Language (1), 2. SQL lets you access and manipulate databases (1), 3. SQL describes the structure of a Web page (-1), and 4. SQL became a standard of the American National Standards Institute (ANSI) in 1986, and of the International Organization for Standardization (ISO) in 1987 (1). The "Points achieved" section shows 3.00, with "Submit" and "Cancel" buttons. A checkbox "Add feedback for this question" is at the bottom.

3.9 R10 – Question Group

The same text and attachment can be displayed for each question within the group.

Previous question Next question

SQL Skill and Knowledge Assessment

Question: 2/10 (Branching ques... | Type: Single choice | Points: 5 | Penalty: 2 | Difficulty: Medium

What Can SQL do?

Select one correct answer from the list

- 1. SQL can create, open, read, write, delete, and close files on the server
- 2. SQL can change HTML attribute values
- 3. SQL can set permissions on tables, procedures, and views

I will not answer this question to avoid possible negative points

[Finish test](#)

Progress bar 0/10

All questions (10) Review list (0)

1	2	3	4	5	6
7	8	9	10		

Not answered Answered

I don't know

- 3. Inheritance.
- 4. Polymorphism.
- 5. Eclipse

I will not answer this question to avoid possible negative points

Question: 11/11 | Type: Single choice

What Can SQL do?

Select one correct answer from the list

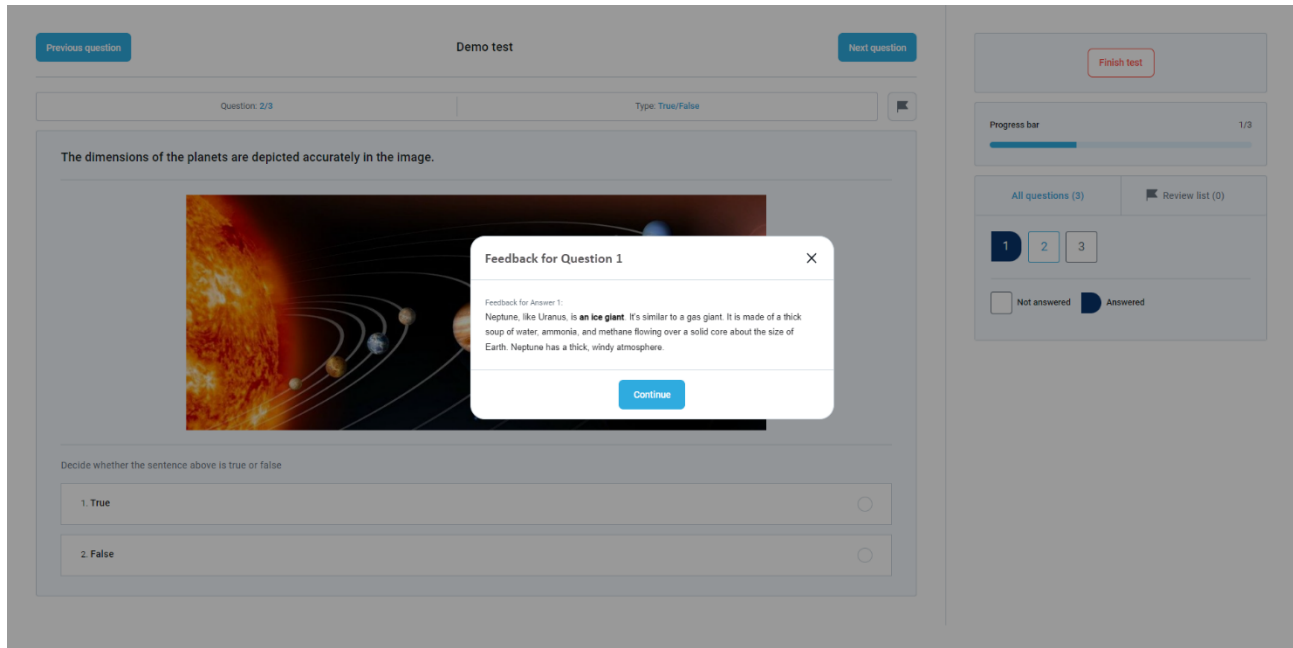
- 1. SQL can create, open, read, write, delete, and close files on the server
- 2. SQL can change HTML attribute values
- 3. SQL can set permissions on tables, procedures, and views

I will not answer this question to avoid possible negative points



3.10 R11 – Answer Feedback

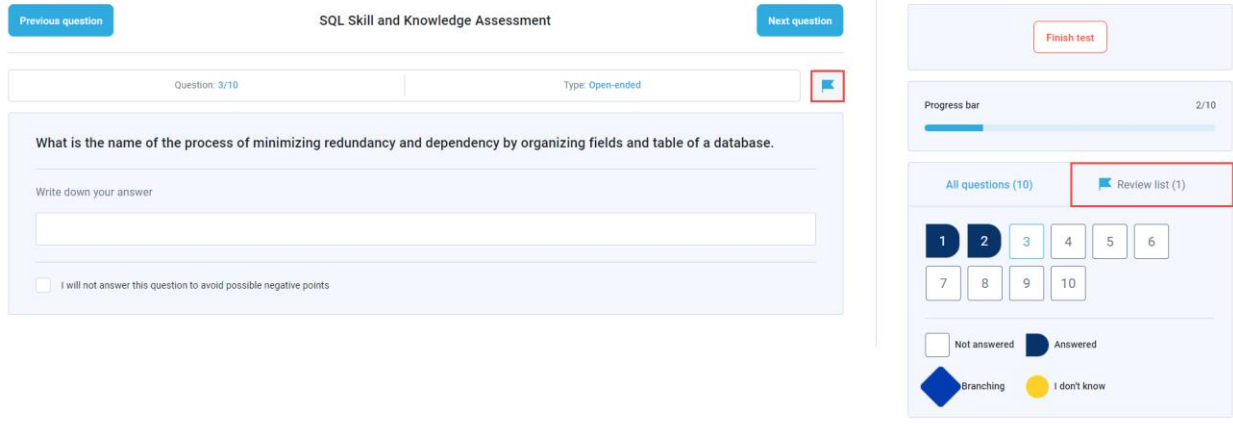
The feedback will be displayed to a test-taker upon answering the question.



The screenshot displays a test interface for a 'Demo test'. At the top, there are buttons for 'Previous question' and 'Next question'. The question is 'Question 2/3' and is a 'True/False' type. The question text is 'The dimensions of the planets are depicted accurately in the image.' Below the text is an image of the solar system. A feedback popup titled 'Feedback for Question 1' is overlaid on the image. The feedback text reads: 'Feedback for Answer 1: Neptune, like Uranus, is an ice giant. It's similar to a gas giant. It is made of a thick soup of water, ammonia, and methane flowing over a solid core about the size of Earth. Neptune has a thick, windy atmosphere.' Below the feedback is a 'Continue' button. At the bottom of the question area, there are two radio button options: '1. True' and '2. False'. On the right side, there is a sidebar with a 'Finish test' button, a progress bar showing 1/3, and a 'Review list (0)' button. Below the progress bar are three question indicators (1, 2, 3) and a legend for 'Not answered' and 'Answered'.

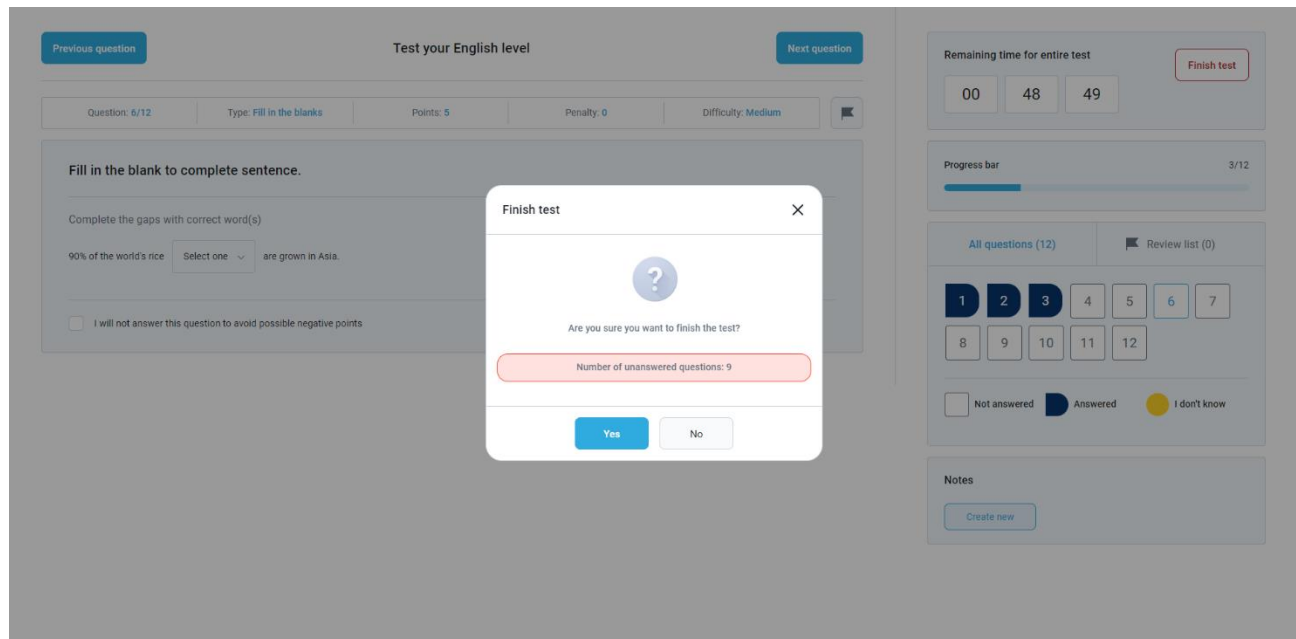
3.11 R014 – Flagging a Question

The feedback will be displayed to a test-taker upon answering the question.

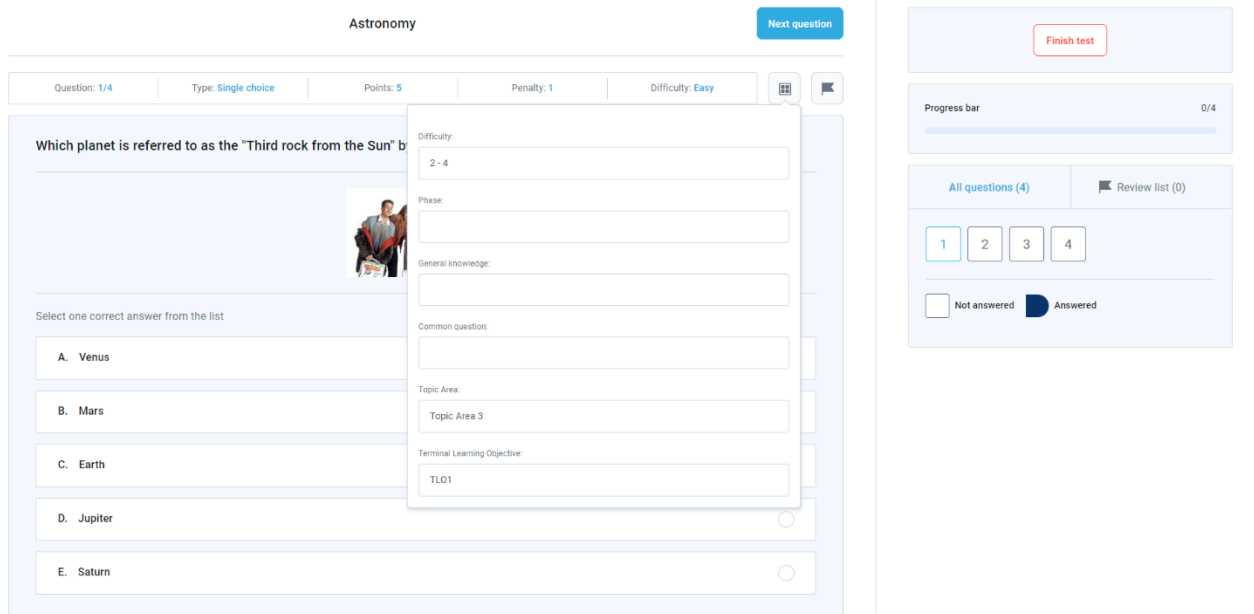


3.12 R015 – Finish Test Confirmation Dialog

The dialog that will inform candidate that there are unanswered questions or questions marked for review.



3.13 R022 – Terminal Learning Objectives



The screenshot displays a test interface for an 'Astronomy' subject. The main question asks, 'Which planet is referred to as the "Third rock from the Sun"?' with five multiple-choice options: A. Venus, B. Mars, C. Earth, D. Jupiter, and E. Saturn. A sidebar on the right provides detailed metadata for the question, including its difficulty (2-4), phase, general knowledge, common question status, topic area (Topic Area 3), and terminal learning objective (TLO1). The top right of the interface features a 'Next question' button. On the far right, a separate panel shows a 'Finish test' button, a progress bar at 0/4, and navigation controls for all 4 questions and a review list of 0 items. A legend indicates that a white square represents 'Not answered' and a blue square represents 'Answered'.