



YouTestMe

Multiple Choice Questions

File name	Multiple Choice Question Type
Author	YouTestMe
Confidentiality	Internal or Public
Last save date	Friday, March-04-2022 at 1:28:00 PM

Table of Contents

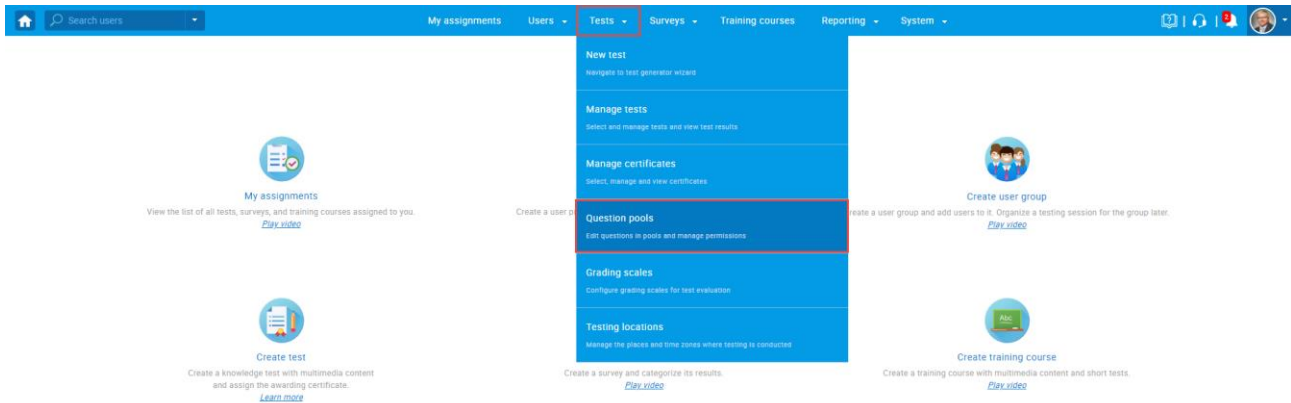
1	Introduction.....	2
2	Adding Questions to a Question Pool	3
3	Multiple Choice Question Type	4
3.1	Scoring method – By Answer weight.....	5
3.2	Scoring method – By combination of answers	6

1 Introduction

This document's purpose is to explain the requirement R02 - Multiple response (select more than 1 choice - pick the best 3 of 8 possible responses). Must be able to limit the number of selections the student can make. Ability to assign different point values to each choice option.

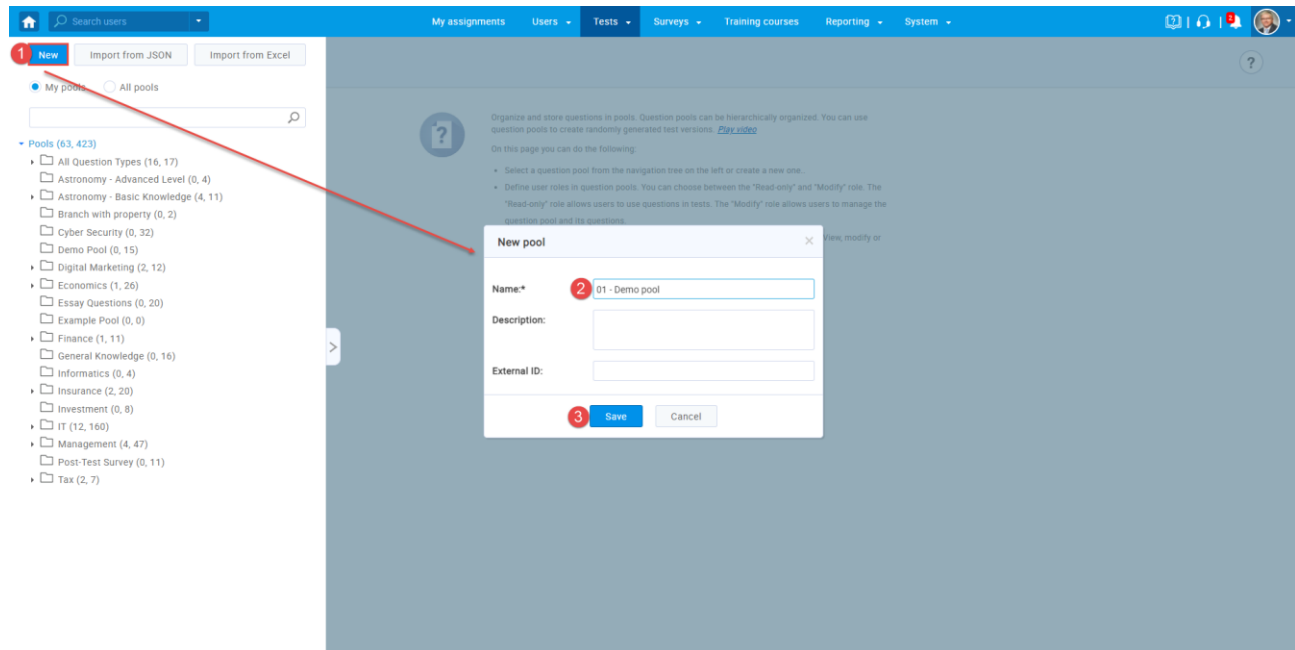
2 Adding Questions to a Question Pool

To access the question pool, you should navigate to “Tests” and select “Question pools”.



To add questions into a new question pool, you should:

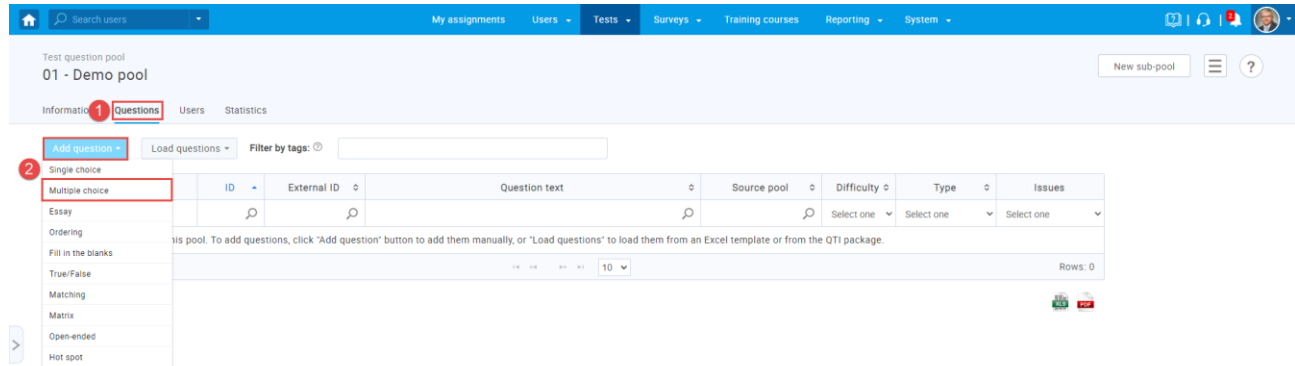
1. Click the “New” button.
2. Enter the name of the question pool.
3. Click “Save”.



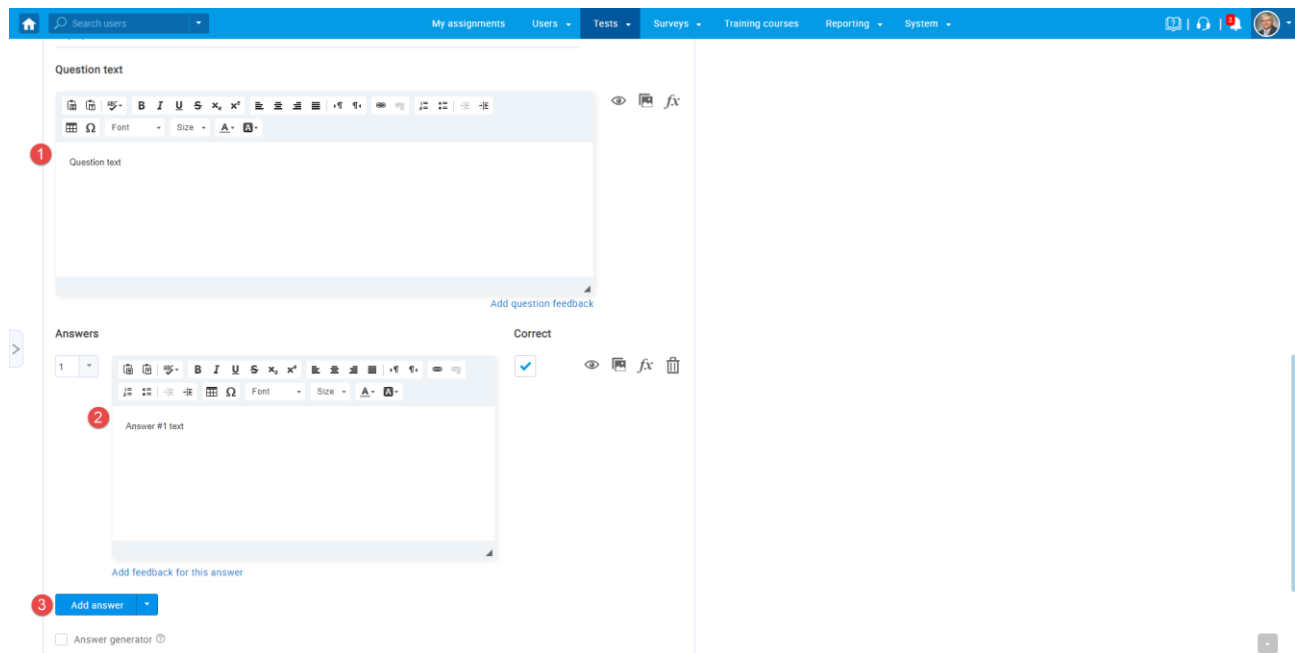
3 Multiple Choice Question Type

Multiple-choice questions offer several possible answers, while more than one can be selected as correct. To create a multiple-choice question, you should:

1. Click on the “Questions” tab.
2. Click the “Add question” button and select the “Multiple choice” option.



1. Enter the question text.
2. Enter answer text.
3. Add more answers by clicking on the “Add answer” button.



3.1 Scoring method – By Answer weight

The scoring method “By answer weight” allows you to define points for each answer. A candidate will be awarded different points depending on the answer chosen.

To create a multiple-choice question with a scoring method “By answer weight”, you should:

1. Set the scoring method to “By answer weight”.
2. Define the points for each answer.

The screenshot displays the Youtestme interface for configuring a Multiple Choice question. The top navigation bar includes 'Search users', 'My assignments', 'Users', 'Tests', 'Surveys', 'Training courses', 'Reporting', and 'System'. The main content area is divided into several sections:

- Basic settings:** 'Scoring method' is set to 'By answer weight' (highlighted with a red box and a '1' marker). Below it, 'Defining correct/incorrect answers' is also set to 'By answer weight' (highlighted with a red box and a '1' marker). Other options include 'By combination of answers' and 'Manual grading'.
- Generator settings:** 'Difficulty' is set to 'Normal'.
- Custom properties:** 'Issues' and 'Tags' are empty.
- Advanced question setup:** 'Branching option is disabled for this scoring method'.
- Additional attachments:** 'Create new' and 'Import from library' buttons are visible.
- Translations:** 'Add translation' button is visible.
- Question text:** A rich text editor is present.

The bottom section, titled 'Answers', shows three answer options with their respective weights:

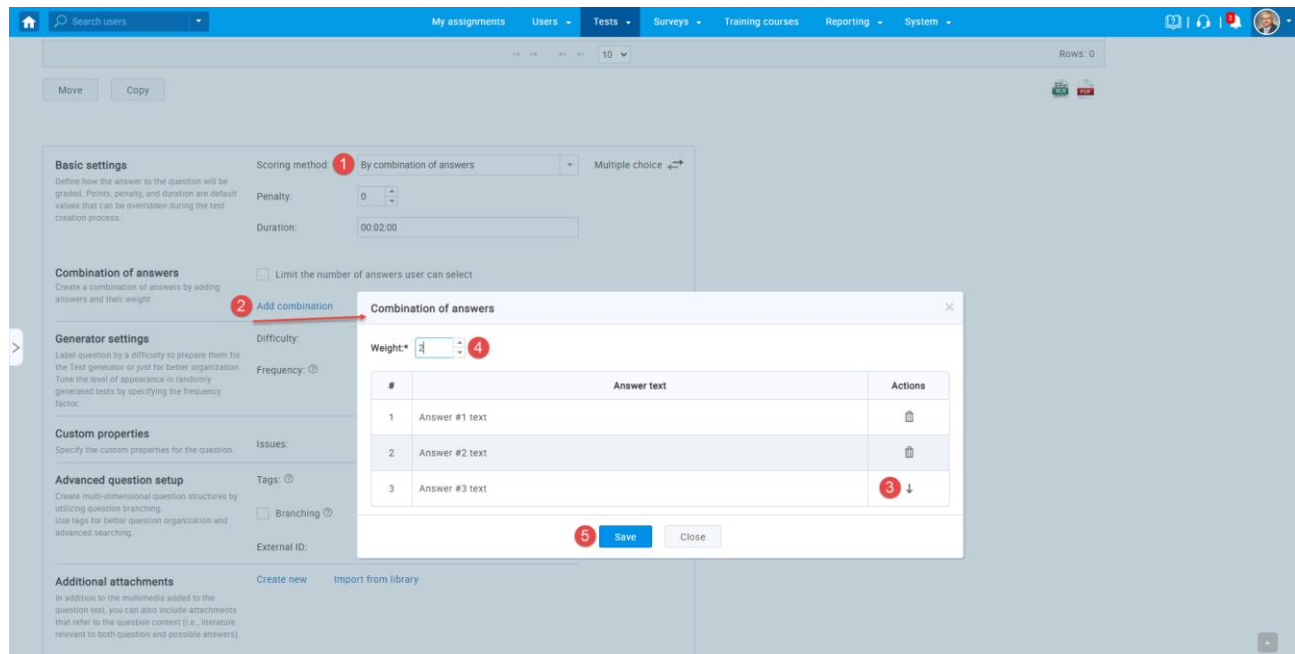
- Answer #1: Weight 3 (highlighted with a red box and a '2' marker).
- Answer #2: Weight 2.
- Answer #3: Weight -2.

3.2 Scoring method – By combination of answers

The scoring method “By combination of answers” allows you to predefine the combination of answers the candidate should select to obtain points.

To create a multiple-choice question with a scoring method “By combination of answers”, you should:

1. Set the scoring method to “By combination of answers”.
2. Click “Add combination”.
3. Click on the arrow next to the answer text to include an answer into a combination.
4. Define a number of points a specific combination will carry.
5. Click the “Save” button.



1. Click “Add combination” to predefine more answers combinations.
2. See which answers are included in which combination.
3. See the points each combination carries.
4. Edit combination.
5. Define the maximum number of answers a candidate can select.

Basic settings

Scoring method: By combination of answers | Multiple choice

Penalty: 0

Duration: 00:02:00

Combination of answers

Limit the number of answers user can select

Maximum number of answers user can select: 3

Name	Weight	Actions
Combination 1 Answers: 1, 2	2	[Edit] [Delete]
Combination 2 Answers: 1	1	[Edit] [Delete]
Combination 3 Answers: 1, 2, 3	3	[Edit] [Delete]

Generator settings

Difficulty: Medium

Frequency: Normal

Custom properties

Issues:

Advanced question setup

Tags: