



YouTestMe

Single Choice Questions

File name	Single Choice Question Type
Author	YouTestMe
Confidentiality	Internal or Public
Last save date	Friday, March-04-2022 at 1:30:00 PM

Table of Contents

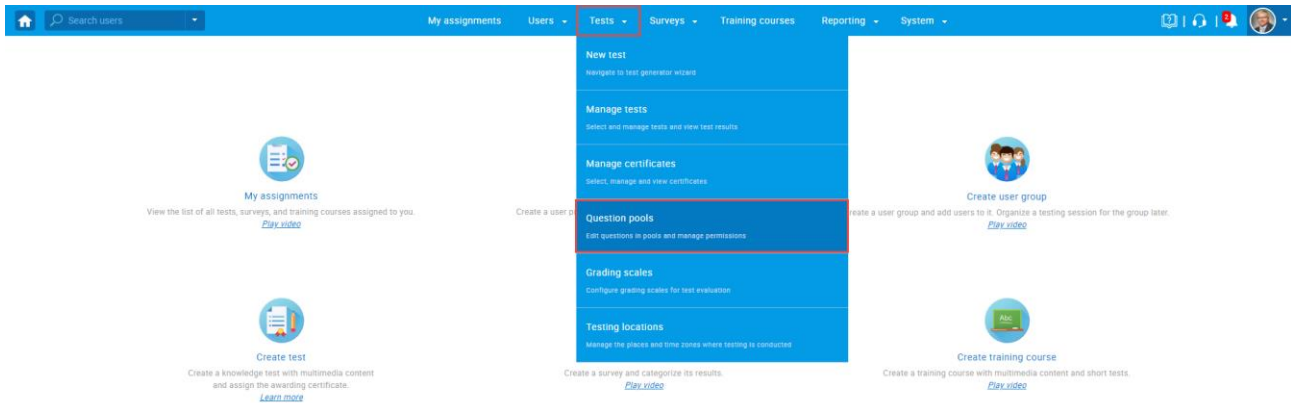
1	Introduction.....	2
2	Adding Questions to a Question Pool	3
3	Single Choice Question Type	4

1 Introduction

This document's purpose is to explain the requirement R04 - Multiple choice Select only one choice option.

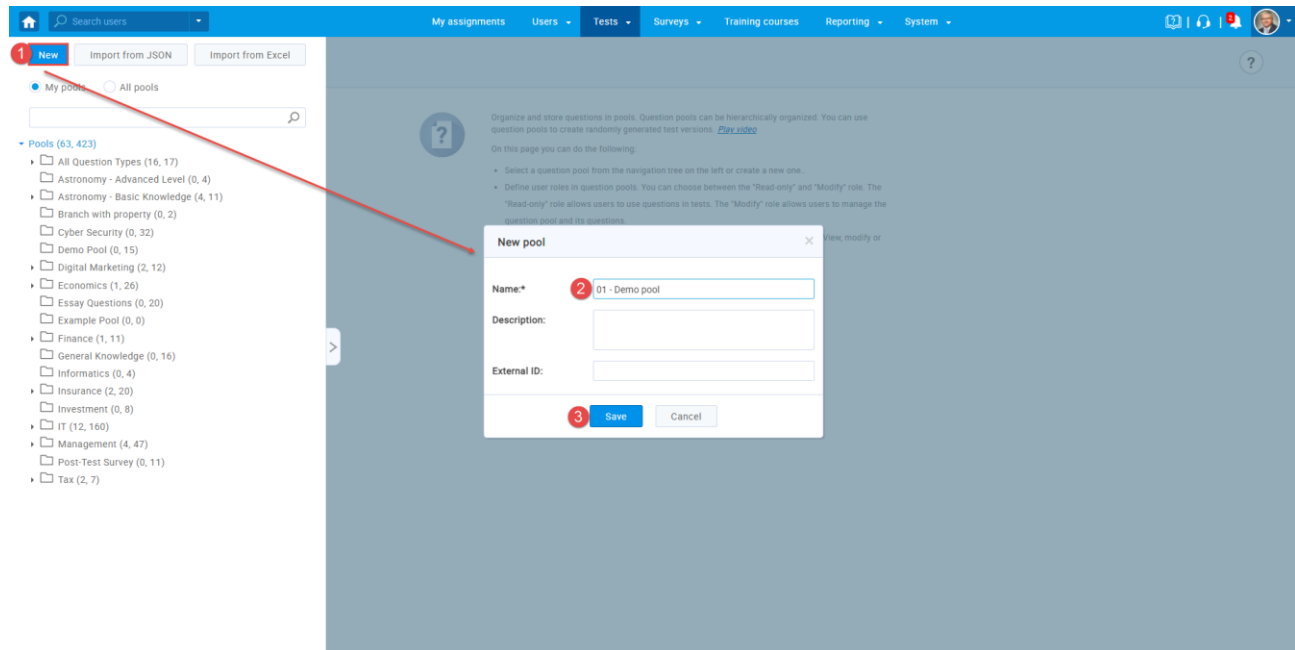
2 Adding Questions to a Question Pool

To access the question pool, you should navigate to “Tests” and select “Question pools”.



To add questions into a new question pool, you should:

1. Click the “New” button.
2. Enter the name of the question pool.
3. Click “Save”.

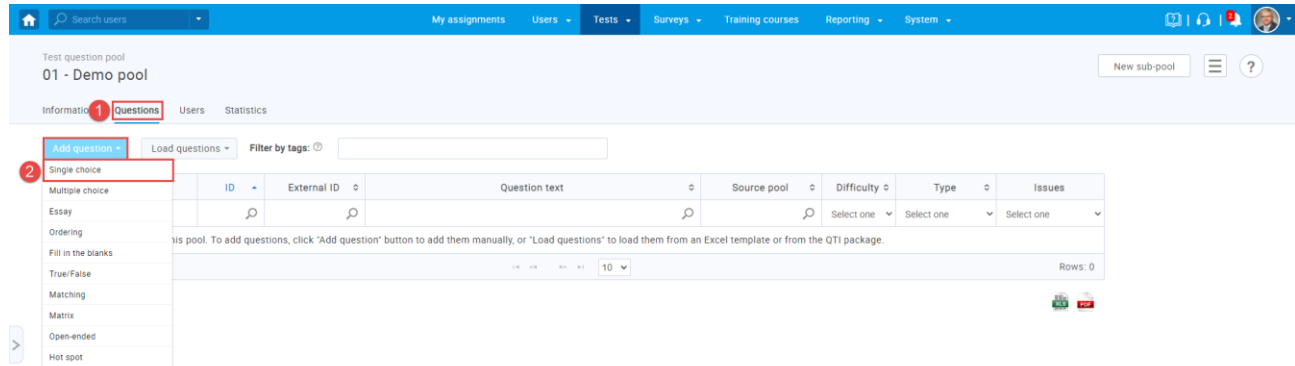


3 Single Choice Question Type

Single-choice questions offer multiple possible answers, where only one can be selected as the correct.

To create a single choice question, you should:

1. Click on the “Questions” tab.
2. Click the “Add question” button and select the “Single choice” option.



1. Enter the question text.
2. Enter answer text.
3. Add more answers by clicking on the “Add answer” button.

