



YouTestMe

Multiple fill-in-the-blanks questions

Table of Contents

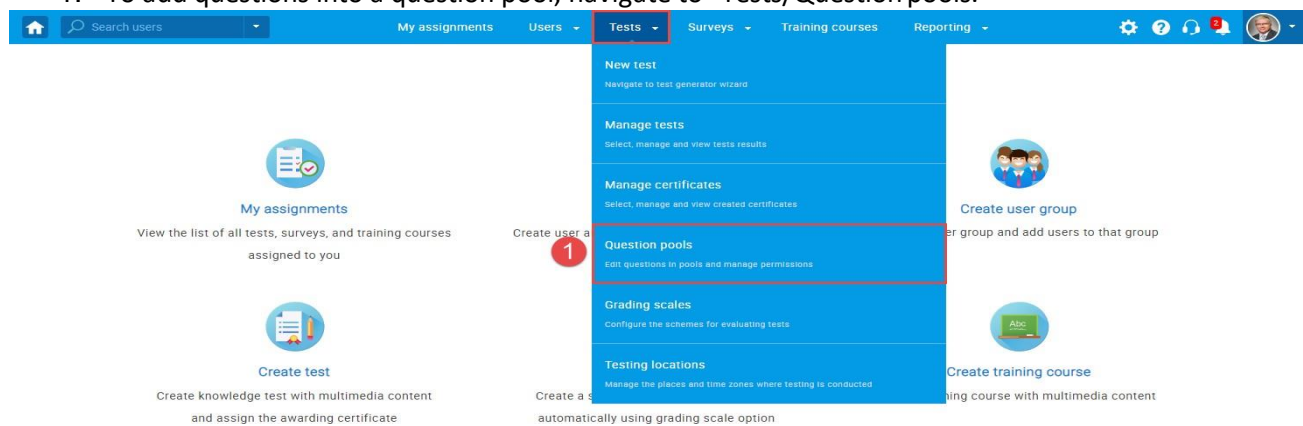
1	Introduction	2
2	Adding Questions to a Question Pool	2
3	Adding fill-in-the-blanks questions	4

1 Introduction

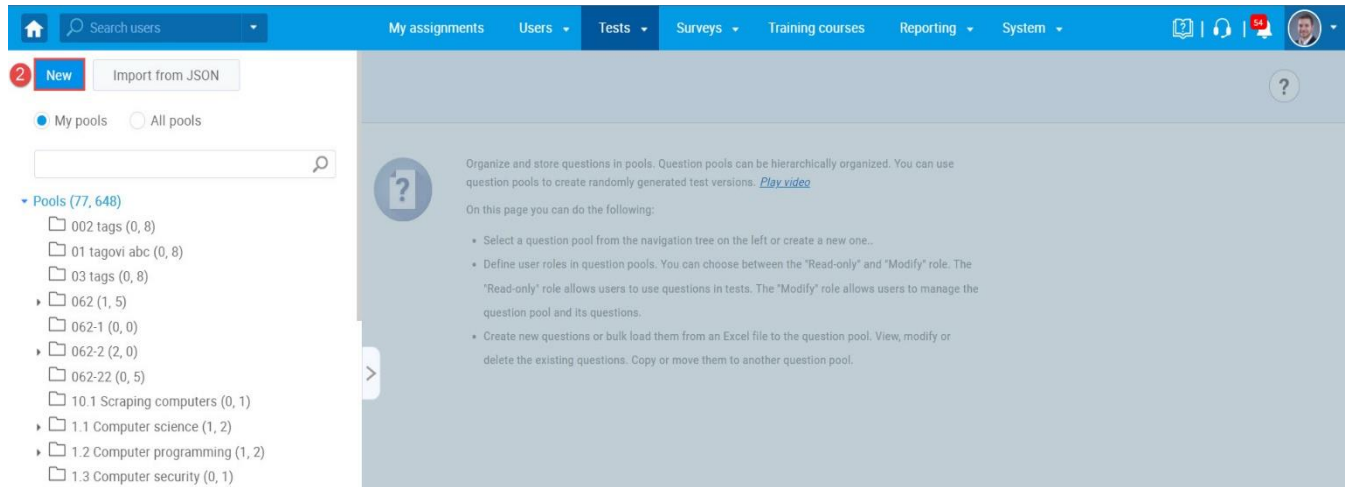
This document's purpose is to explain how to create a multiple fill-in-the-blanks questions and add them to the new-created or existing question pool.

2 Adding Questions to a Question Pool

1. To add questions into a question pool, navigate to "Tests/Question pools."



2. To add questions into a new question pool, click the "New" button.



3. Add a pool name and save it in the popup window.

New pool ✕

Name:*

Description:

External ID:

3 Adding fill-in-the-blanks questions

1. To add a question to a newly created or an existing question pool, select the "Questions" tab.

Test question pool
All Question Types

Information **Questions** Users Statistics

Add question **1** Load questions Filter by tags:

ID	Question text	Source pool	Difficulty	Type	Actions
13660	Fill in the blanks.	All Question Types	Hard	Fill in the blanks	
13661	In a compliance program, tactical compliance procedures should be in...	All Question Types	Medium	Multiple choice	
13662	Describe the concept of viral marketing.	All Question Types	Hard	Essay	
13663	Reorder the following terms to get the most logical progressive seque...	All Question Types	Easy	Ordering	
13664	Terms: product, price, place, promotion, people, process, physical evid...	All Question Types	Medium	True/False	
13665	The activity, set of institutions, and processes for creating, communic...	All Question Types	Easy	Open-ended	
13667	A compliance professional's responsibilities include all of the followin...	All Question Types	Medium	Single choice	
13668	Match the following statements with correct term.	All Question Types	Easy	Matching	
14487	What is the name of the network of computers from which the Interne...	All Question Types	Easy	Single choice (Branching question)	
14491	How much do you agree with the following statements?	All Question Types	Medium	Matrix	

Rows: 10

2. Click on the "Add question" button and select the "Fill in the blanks" option.

Test question pool
branching pool

Information **Questions** Users Statistics

Create new questions or bulk load them from an Excel file to the question pool. View, modify or delete the existing questions. Copy or move them to another question pool.

Add question **2** Load questions Filter by tags:

- Single choice
- Multiple choice
- Essay
- Ordering
- Fill in the blanks**
- True/False
- Matching
- Matrix
- Open-ended
- Hot spot

External ID	Question text	Source pool	Difficulty	Type	Actions
			Select one	Select one	

Rows: 0

3. Add question text and answers.

Question text

Rich text editor toolbar with icons for bold, italic, underline, strikethrough, subscript, superscript, bulleted list, numbered list, indent, outdent, link, unlink, table, table of contents, and undo. Font and size dropdowns are also present.

Question text **3**

body p

[Add question feedback](#)

Answers

Text 1

Blank 1 [Use offered answers](#)

4. Add text to all the answers:

Answers

Text 1


Blank 1 [Use offered answers](#)


Text 2

[Add answer](#)

In case you want to associate options for the blank space, click on the “Use offered answers” button.

Answers


Text 1 


Blank 1 


Text 2


Add as many options as you want, specify their text and label the correct option.


Answers

Text 1 

Blank 1 **Correct** 







Text 2

After defining the questions and answers, click on the “Add to the pool” button to save your question into the question pool.

Assistance
 Define the optional assistance that will make answering the question easier. If the candidate chooses to use the assistance, a penalty will be applied to the question score. If you define the assistance to the question where the branching is allowed, the branching option will be disabled.