



# YouTestMe

Finish Test Dialog

<b>File name</b>	How a user can un-answer a question (paired with a notification/reminder) and come back to later prior to submitting
<b>Author</b>	YouTestMe
<b>Confidentiality</b>	Public
<b>Last save date</b>	Friday, March-04-2022 at 1:37:00 PM

## Table of Contents

1	Introduction.....	2
2	The "Number of unanswered questions" notification .....	2
3	The "Number of questions answered with 'I don't know'" notification .....	3

## 1 Introduction

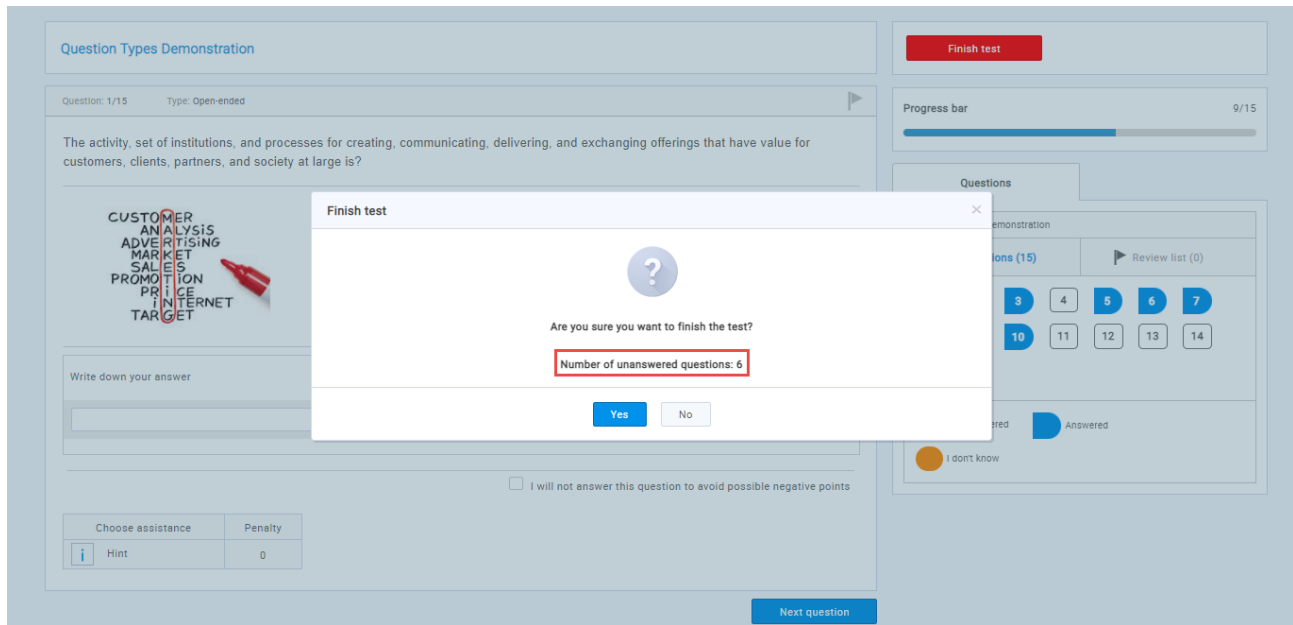
This document explains how a user can un-answer a question (paired with a notification/reminder) and come back to later prior to submitting

## 2 The "Number of unanswered questions" notification

When creating a test, if you enable the "**Require answering all questions**" option, users who take the test will not be able to leave questions unanswered.

However, if this option is not enabled, users will be notified before submitting the test if there are unanswered questions.

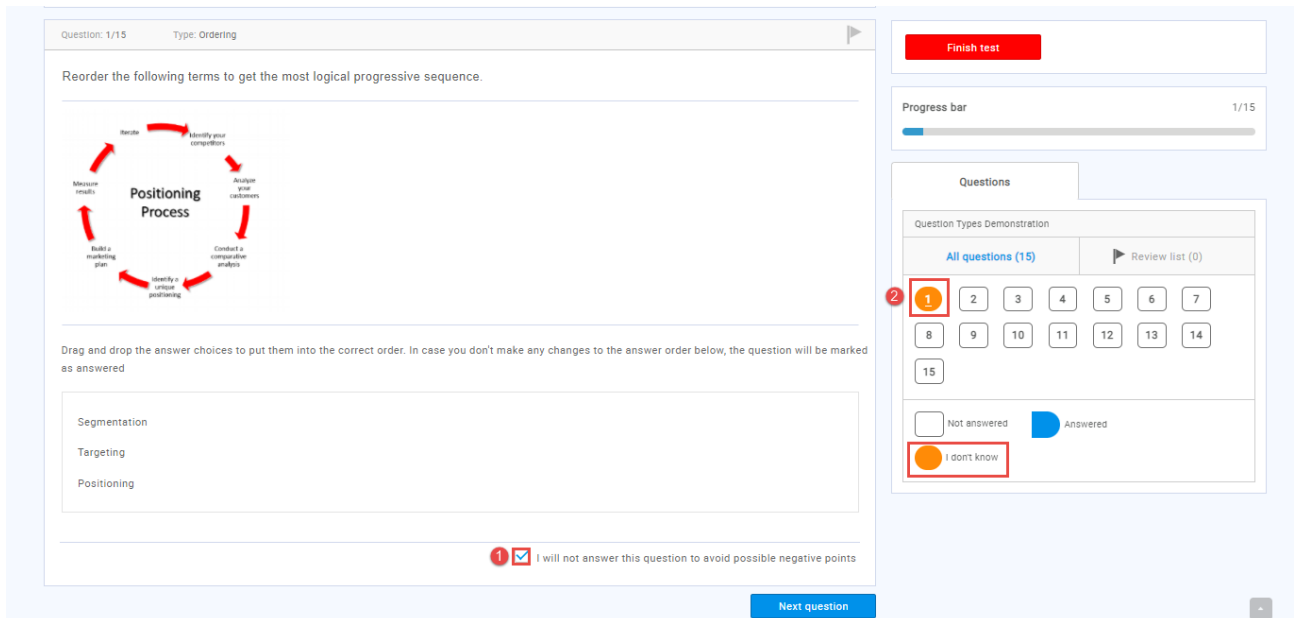
## How a user can un-answer a question (paired with a notification/reminder) and come back to later prior to submitting



### 3 The "Number of questions answered with 'I don't know'" notification

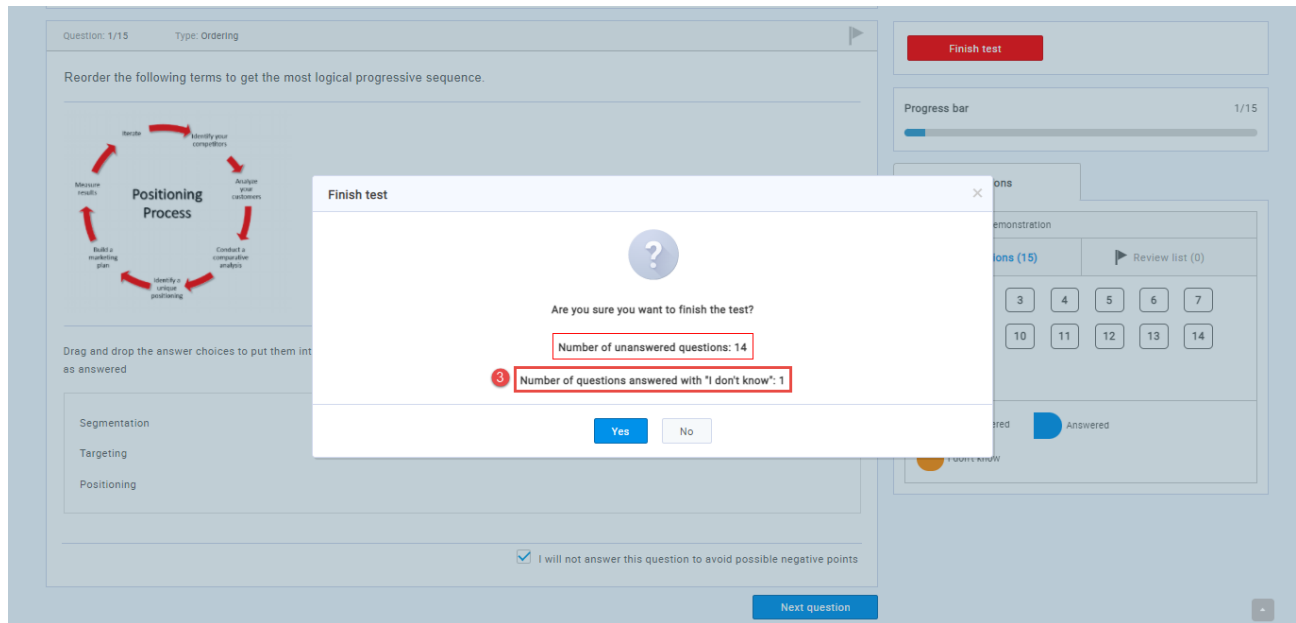
When the "Enable 'I don't know' answer to avoid negative points" option is checked:

1. The candidate will have a possibility to flag that does not know the answer to the question
2. The question summary box will be updated



3. If a candidate tries to submit the test, he will be notified that there are questions flagged with the "I will not answer this question to avoid possible negative points" option

## How a user can un-answer a question (paired with a notification/reminder) and come back to later prior to submitting



The screenshot displays a test interface with a 'Finish test' dialog box overlaid. The dialog box contains the following text:

Are you sure you want to finish the test?

Number of unanswered questions: 14

Number of questions answered with "I don't know": 1

Buttons: Yes, No

The background interface shows a question titled "Question: 1/15 Type: Ordering". The question text is "Reorder the following terms to get the most logical progressive sequence." Below the text is a circular diagram labeled "Positioning Process" with the following steps: Identify your competitors, Analyze your customers, Conduct a comparative analysis, Identify a unique positioning, Build a marketing plan, Measure results, Iterate. Below the diagram is a list of terms to reorder: Segmentation, Targeting, Positioning. At the bottom of the dialog, there is a checkbox labeled "I will not answer this question to avoid possible negative points" which is checked. A "Next question" button is visible at the bottom right of the background interface.

**Note:** If the candidate on the "Finish test" dialog clicks the "No" button, he will be able to use the question summary box to find flagged questions and try to answer them.