



YouTestMe

Scoring Segregated by Sections
And
Scoring Aggregated for the Exam

File name	Allow scoring segregated by section with the option to aggregate scoring for the entire exam.
Author	YouTestMe
Confidentiality	Public
Last save date	Friday, March-04-2022 at 1:41:00 PM

Table of Contents

1	Introduction.....	2
2	Steps.....	2
2.1	Creating a test.....	2
2.1.1	Test with sections.....	4
2.1.2	Sections.....	4
2.1.3	Adding questions.....	6
2.1.4	Grading.....	8
2.1.5	Save section.....	8
2.1.6	Save test.....	9
2.2	Personal report.....	10

1 Introduction

This document explains how to achieve the following requirement:

- Allow scoring segregated by section with the option to aggregate scoring for the entire exam.

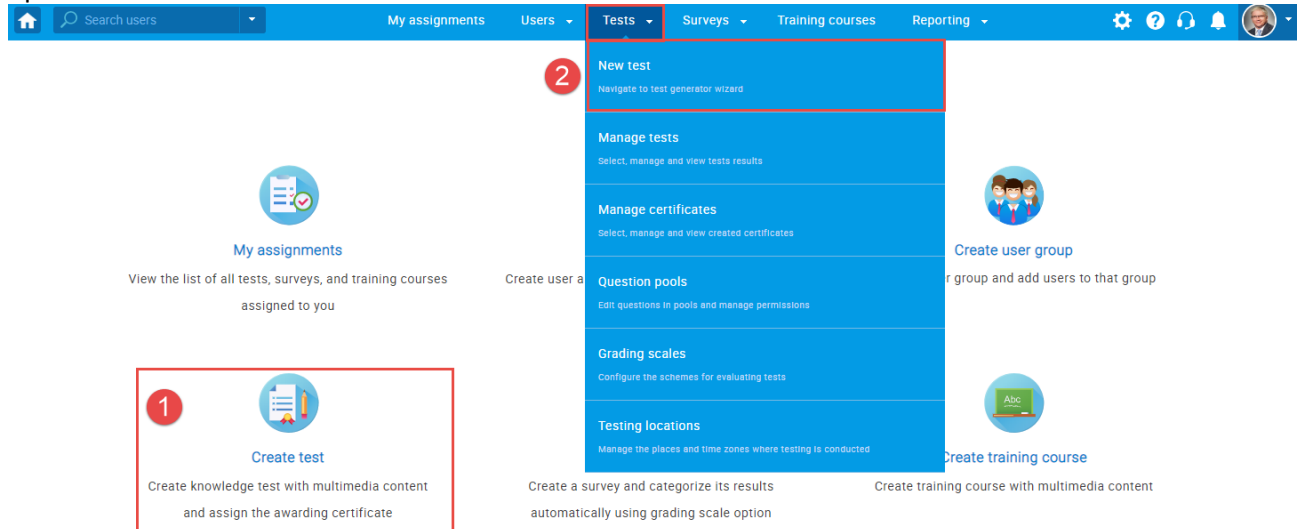
2 Steps

2.1 Creating a test

You can access the "**Create Test Wizard**" from the homepage by choosing one of the following two options:

1. Select the "**Create test**" quick action button

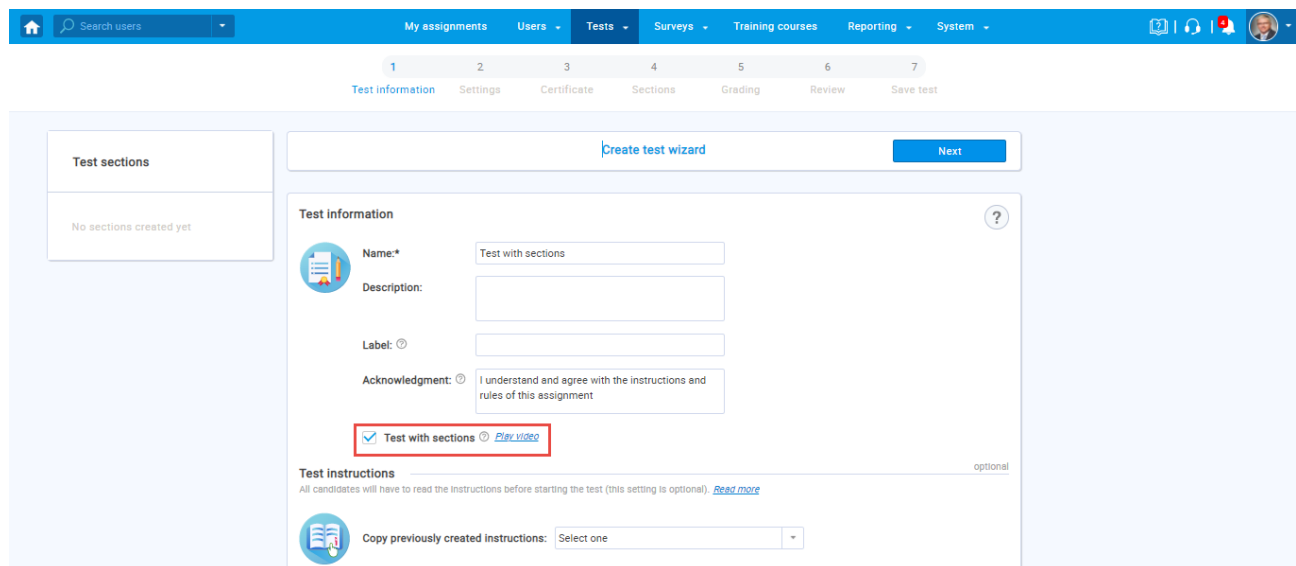
2. Navigate to the "Tests" option in the application's main menu and then select the "New test" option.



In YouTestMe GetCertified, you can create the tests:

1. With sections
2. Without sections

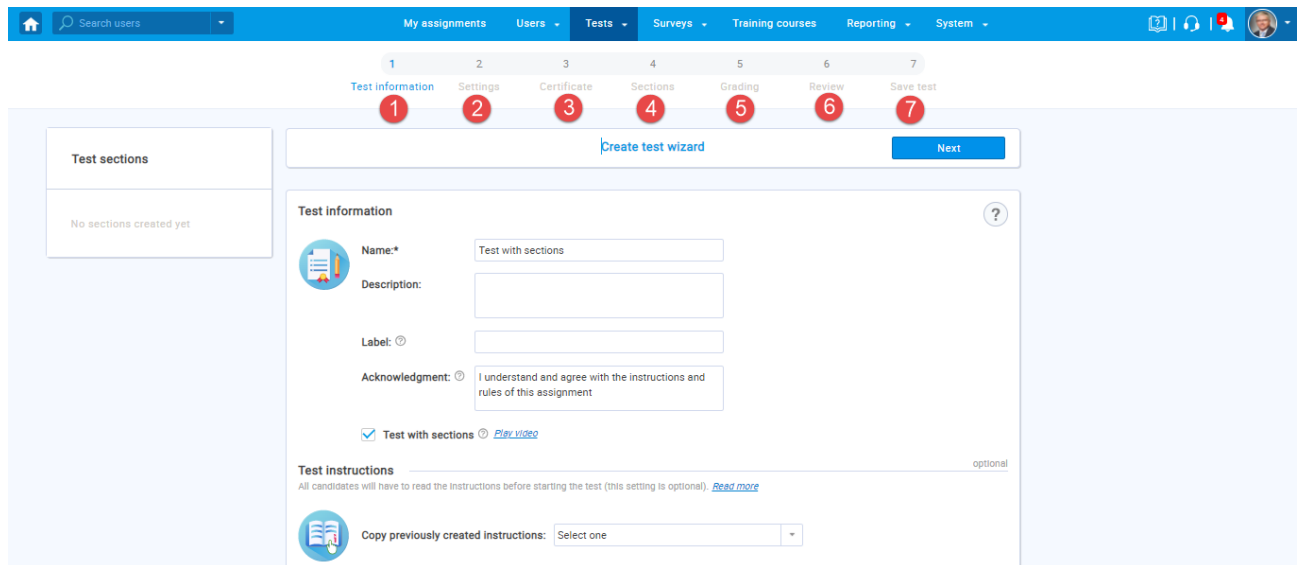
Sections could represent different areas of knowledge or topics the test covers. If you select the "Test with sections" checkbox, you will create a test with sections.



2.1.1 Test with sections

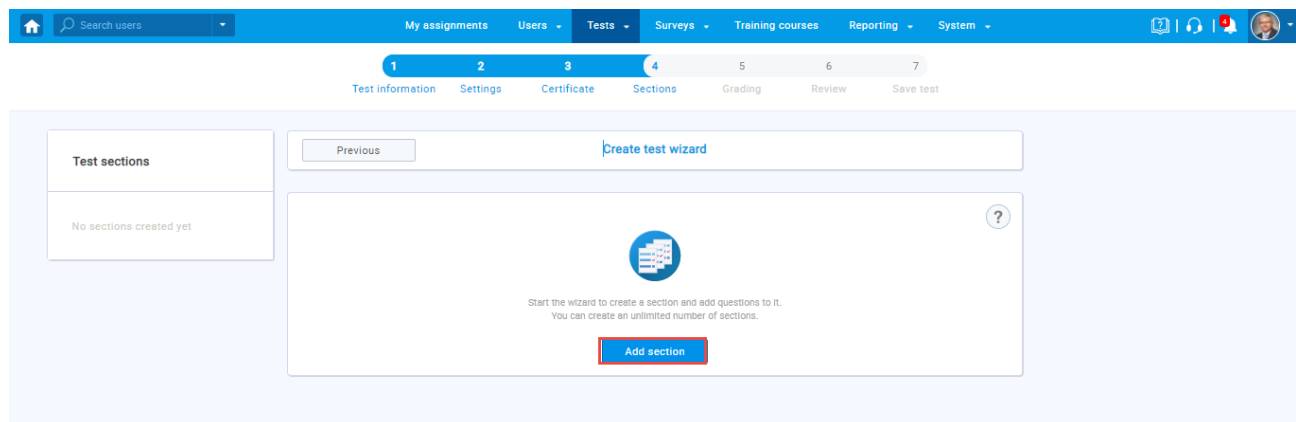
The "Create Test Wizard" is divided into seven steps.

1. Test information
2. Settings
3. Certificate
4. Sections
5. Grading
6. Review
7. Save test



2.1.2 Sections

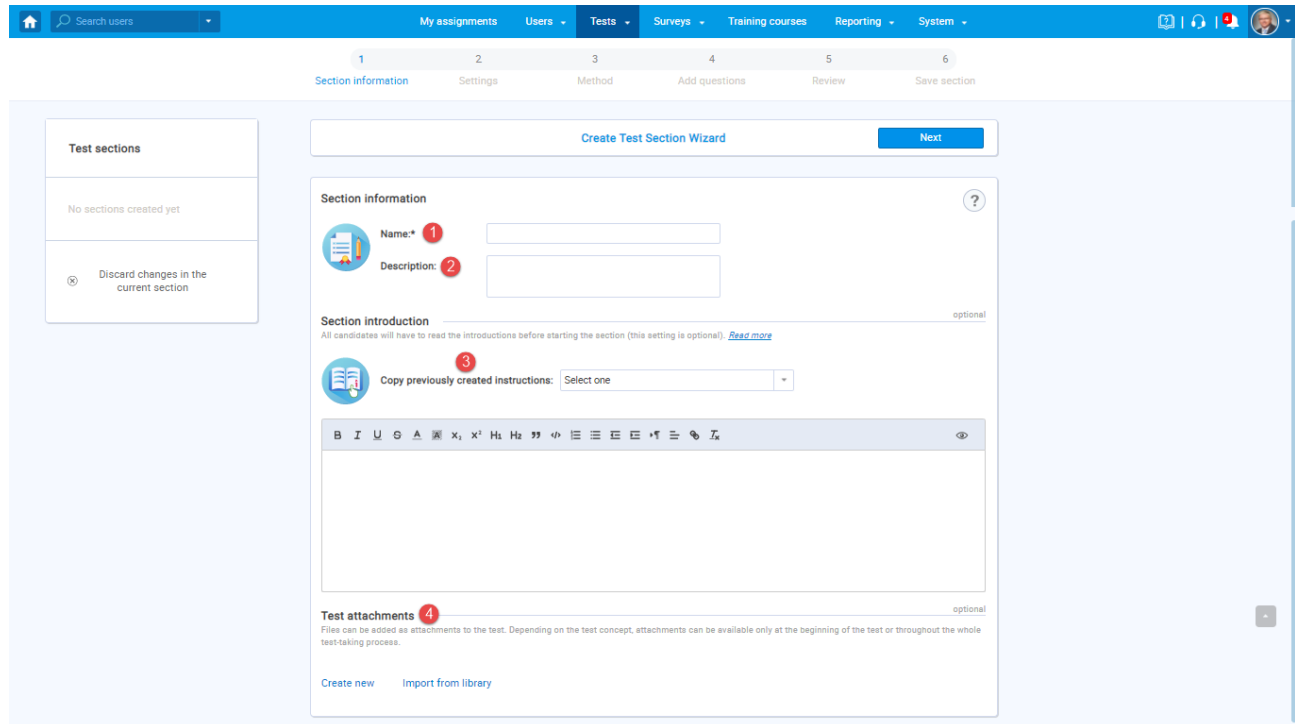
Click on the "Add sections" button.



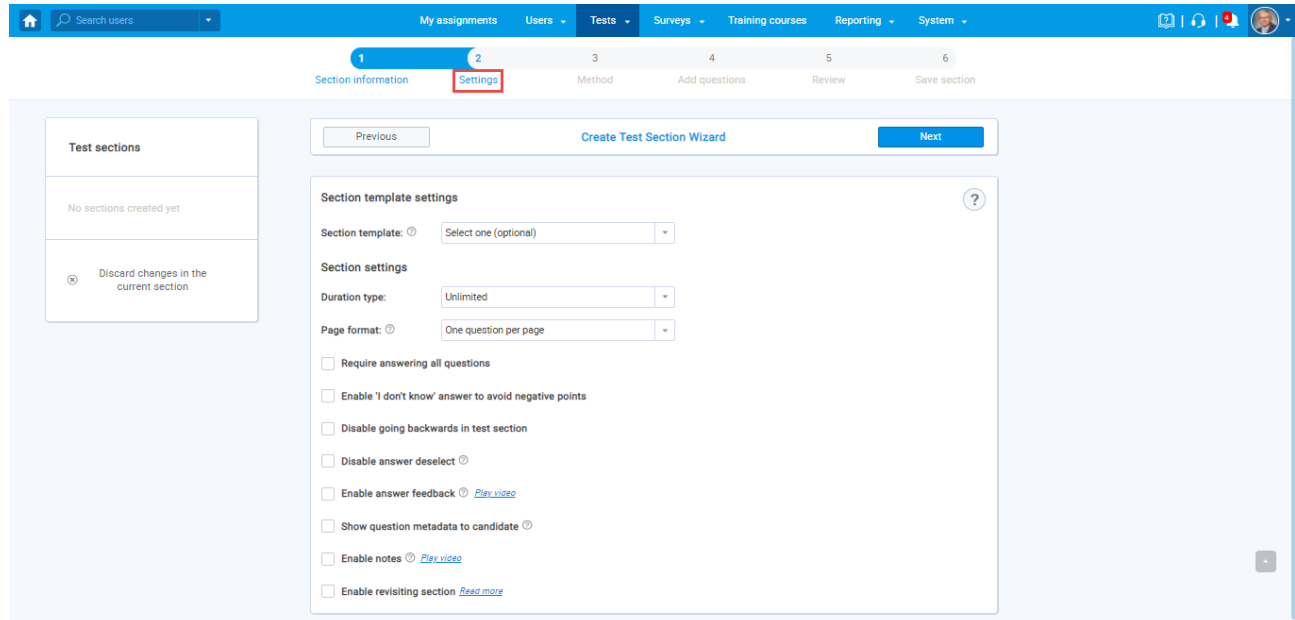
For this specific section:

1. Enter the name

2. Enter the description
3. Enter desired instructions
4. Add attachments



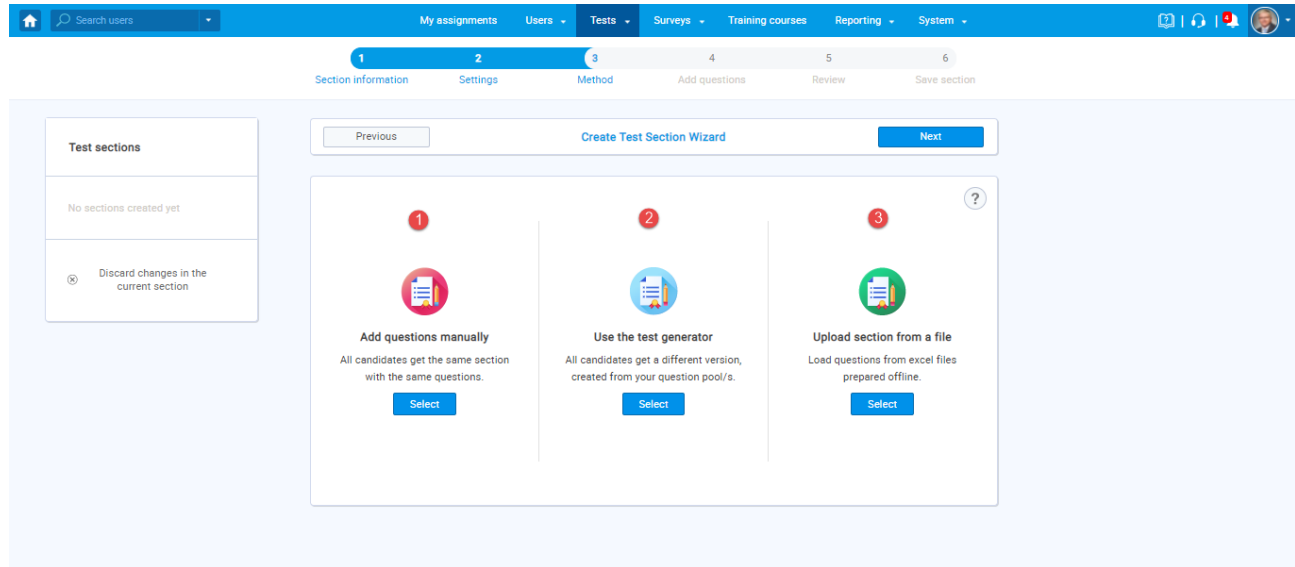
Define desired settings that will apply only to this section.



Choose one of the following methods to add questions to the exam:

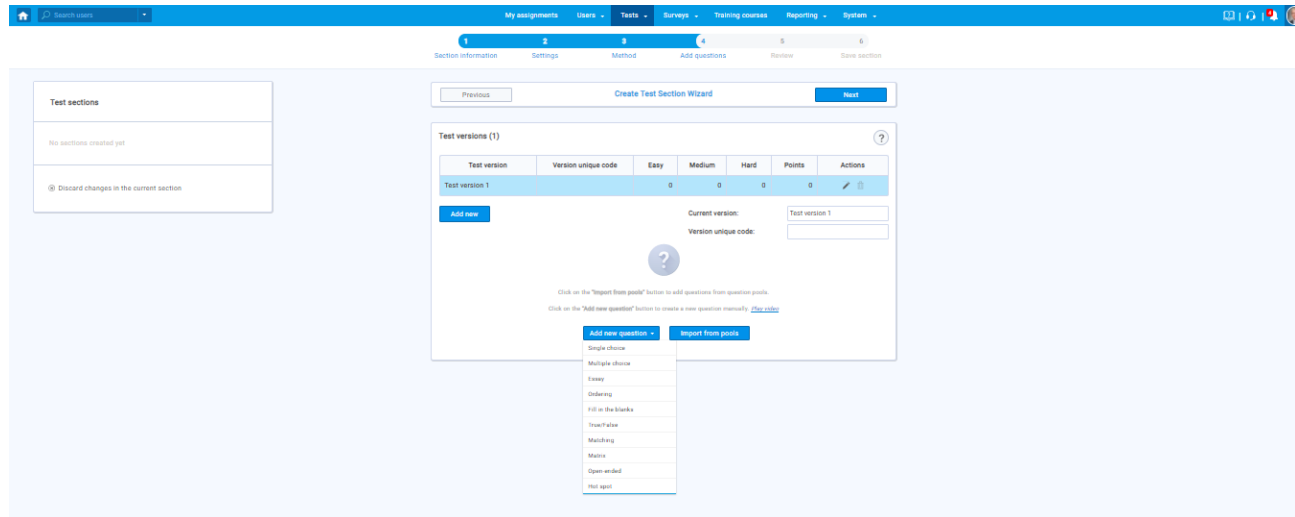
1. Add questions manually

2. Use the test generator
3. Upload section from the file



2.1.3 Adding questions

In the example below is described "Add questions manually method". You can add all types of questions that you want to use in your test on this page.



Here is an example of how to add a single choice question.

Allow scoring segregated by section with the option to aggregate scoring for the entire exam

Basic settings
Define how the answer to the question will be graded. Points, penalty, and duration are default values that can be overridden during the test creation process.

Scoring method: Defining correct/incorrect answers
Points: 5
Penalty: 0

Generator settings
Label question by a difficulty to prepare them for the Test generator or just for better organization. Tune the level of appearance in randomly generated tests by specifying the frequency factor.

Difficulty: Medium

Custom properties
Specify the custom properties for the question.

Topic Areas:
Terminal Learning:
Objectives:

Advanced question setup
Create multi-dimensional question structures by utilizing question branching. Share data between questions using question grouping. [Read more](#)

Question group: No group New Edit Delete
 Branching

Additional attachments
In addition to the multimedia added to the question text, you can also include attachments that refer to the question content (i.e., literature relevant to both question and possible answers).

[Create new](#) [Import from library](#)

Translations
Create versions of this question in different languages.

[Add translation](#)

Question text

The grass is (choose one):

Answers

Correct

1 Green

2 Yellow

3 Blue

[Add answer](#)

Answer generator

Assistance
Define the optional assistance that will make answering the question easier. If the candidate chooses to use the assistance, a penalty will be applied to the question score. If you define the assistance to the question where the branching is allowed, the branching option will be disabled.

[Add assistance](#)

Add to pool

[Add to test](#) [Cancel](#)

Once you fill in the question text field, add answers choices, and select the correct answer. Add the question to the test by clicking the **"Add to test"** button on the page's bottom.

2.1.4 Grading

In the grading step, you can define scoring on the:

1. Test level
2. Section level

Grading configuration

To pass the test, a candidate has to (all of the below) :
- Achieve more than 0% on the entire test.

Grading configurator setup
Settings for the whole test, sections, section groups and question pools

Define pass mark for entire test required

Define the number of points or percentages required to pass the test.

Set passing mark: Percentage Points

Passing mark: 0 points 0%

Make the passing mark inclusive

Map score to a grading scale optional

Select the adequate grading scale to present the results. [Play video](#)

Grading scale: No grading scale

Define passing marks for sections optional

Each test section can have its passing mark if the section is required to be passed. You are able to drag and drop the table rows to reorder sections.

#	Section	Passing required	Passing mark	Inclusive passing mark	Grading scale	Edit
1	Astronomy - Basic Knowl... Pools: Astronomy - Basic Knowled... Characteristics of the planets Dimensions of the planets Dwarf planets and moons	No	0%	No	-	
2	Astronomy - Advanced L... Pools: Astronomy - Advanced Level	No	0%	No	-	
3	Post-Test Survey Pools: Post-Test Survey	No	0%	No	-	

Rows: 3

Section groups optional

Combine test sections into groups and define passing mark criteria/ edit passing mark settings

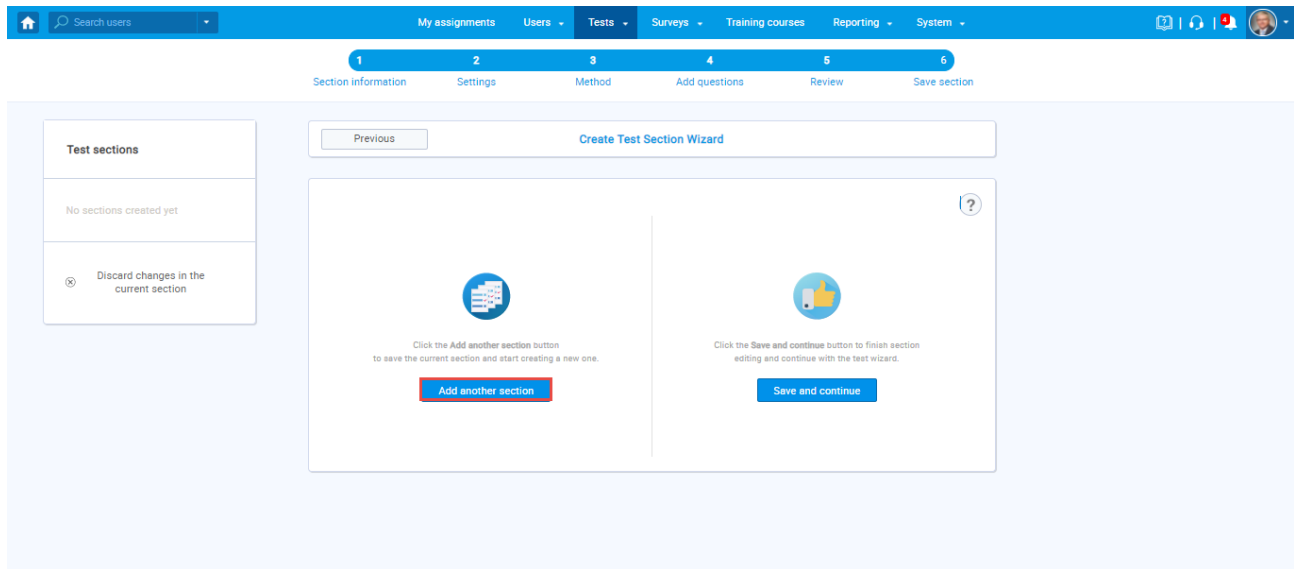
Create new section group

#	Section group name	Passing mark	Inclusive passing ma...	Actions
No section group created				

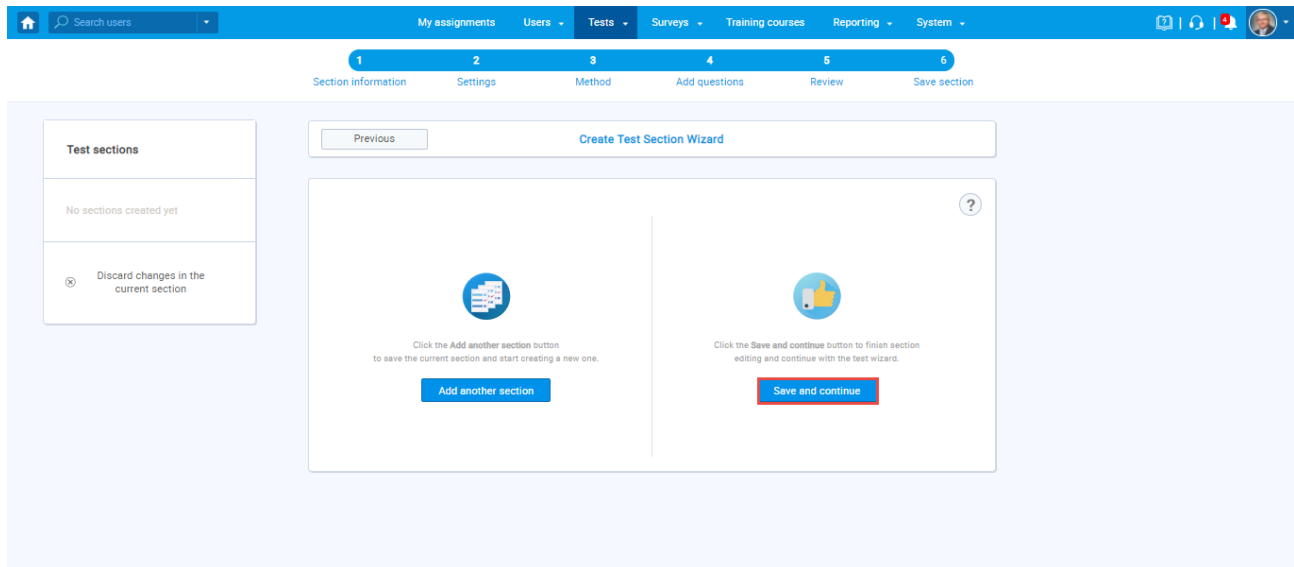
Rows: 0

2.1.5 Save section

To add more sections to this test, click on the **"Add another section"** button and repeat the same process from the above.

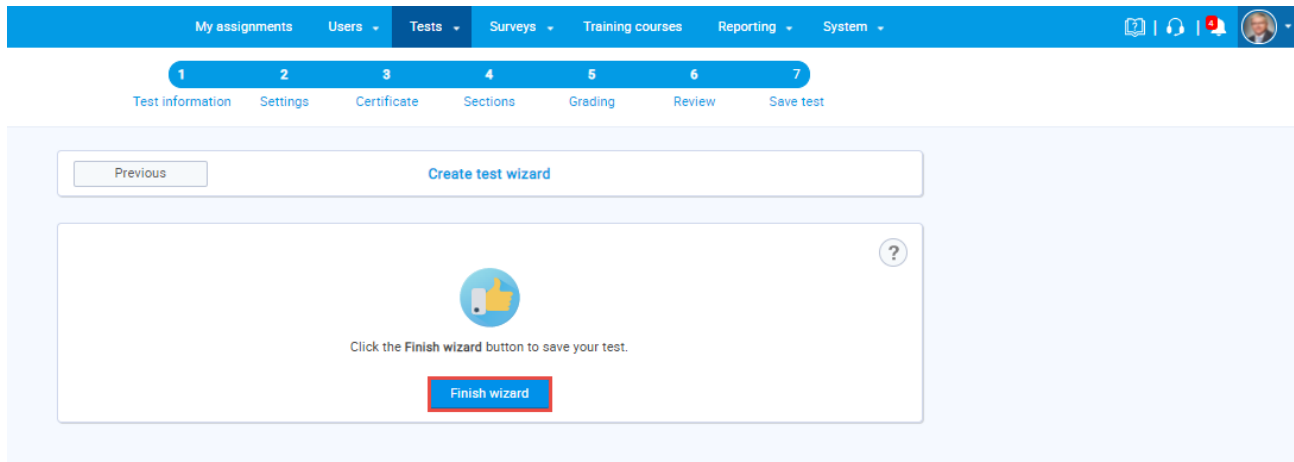


Once you have added sections, click on the **"Save and continue"** button.



2.1.6 Save test

After defining all sections, go through the rest steps in the "Create test wizard" process and save the test.



2.2 Personal report

Personal report for the test with defined grading on the test and section level is presented in the following way:

Manage tests

All tests (23) > Main Demo Test

Settings Testing sessions **Candidates** Monitoring Test sections Grading scales Report builder Summary report Managers Proctors

[Back to candidates](#)

Victoria Curry (Accessier) [Export](#)

Personal report

Report completion summary:

Test finished (Yes)
 Graded questions (Yes)
 Visible to candidate (Yes)
 Report verified (No)

Test name: Main Demo Test
 Label:
 Started: Jun-25-2021 12:34 PM EDT
 Finished: Jun-25-2021 12:37 PM EDT
 Time spent: 00:03:02

Score: 96.23%
Grade: Excellent
Result: Passed

Verification date: Not verified [Verify](#)

Certificate

Welcome to GetCertified!
 This certificate is granted for successful completion in getcertified system.

The candidate has already achieved this certificate in the past and the validity start and end dates for the previously and newly achieved certificates are displayed in the table below. The dates for the new certificate can be edited in the table.

Valid from	Valid to	Action
May-16-2018 07:00 AM EDT		
Jun-25-2021 12:37 PM EDT		✎

Test sections
 Please select the test section in order to view the questions

Test section	Score	Status
Astronomy - Basic Knowledge (Passing required)	100.00%	Passed 👍
Astronomy - Advanced Level	93.33%	Passed 👍
Post-Test Survey	0.00%	Passed 👍

Section 'Astronomy - Basic Knowledge' - Question pools

Question pool	Passing mark	Score	Status
Solar System	30%	100.00% (6/6 points) 2 correct, 0 incorrect, 0 skipped questions	Passed
Dimensions of the planets	30%	100.00% (6/6 points) 2 correct, 0 incorrect, 0 skipped questions	Passed
Dwarf planets and moons	30%	100.00% (4/4 points) 1 correct, 0 incorrect, 0 skipped questions	Passed
Characteristics of the planets	30%	100.00% (7/7 points) 2 correct, 0 incorrect, 0 skipped questions	Passed

Section 'Astronomy - Basic Knowledge' - Questions Test version: 24

#	Question text	Type	Score [%]	Action
		Select one		
1	The dimensions of the planets are de...	True/False	100% (2 / 2 Points)	📄
2	Order the planets from smallest to la...	Ordering	100% (4 / 4 Points)	📄
3	Phobos and Deimos are moons of?	Open-ended	100% (4 / 4 Points)	📄
4	Mark Saturn, Mercury, and Neptune l...	Hot spot	100% (3 / 3 Points)	📄
5	Which planets are shown in the imag...	Multiple choice	100% (4 / 4 Points)	📄
6	All of the Solar System's planets are ...	True/False	100% (2 / 2 Points)	📄
7	Please select the correct answers re...	Fill in the blanks	100% (4 / 4 Points)	📄

Rows: 7

Note: Whether the detailed personal report from the picture above will be presented to the candidates depends on the test configuration.