



YouTestMe

Disable Going Backwards in Test

File name	Ability for administrator to determine if student can go back to previous questions, or can only go forward
Author	YouTestMe
Confidentiality	Public
Last save date	Friday, March-04-2022 at 7:14:00 PM

Table of Contents

1	Introduction.....	2
2	Steps.....	2
2.1	Creating a test.....	2
2.1.1	Allow students to go back to previous questions.....	3
2.1.2	Disallow students to go back to previous questions	5

1 Introduction

This document explains how to achieve the following requirement:

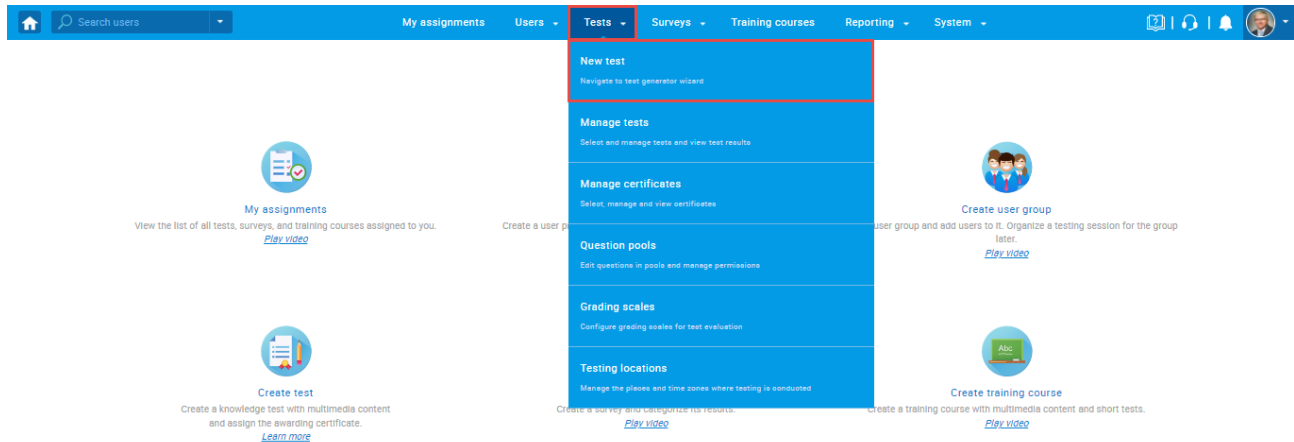
- Ability for administrator to determine if student can go back to previous questions, or can only go forward.

2 Steps

2.1 Creating a test

Hover over the “**Tests**” in the main menu and select “**New test**”.

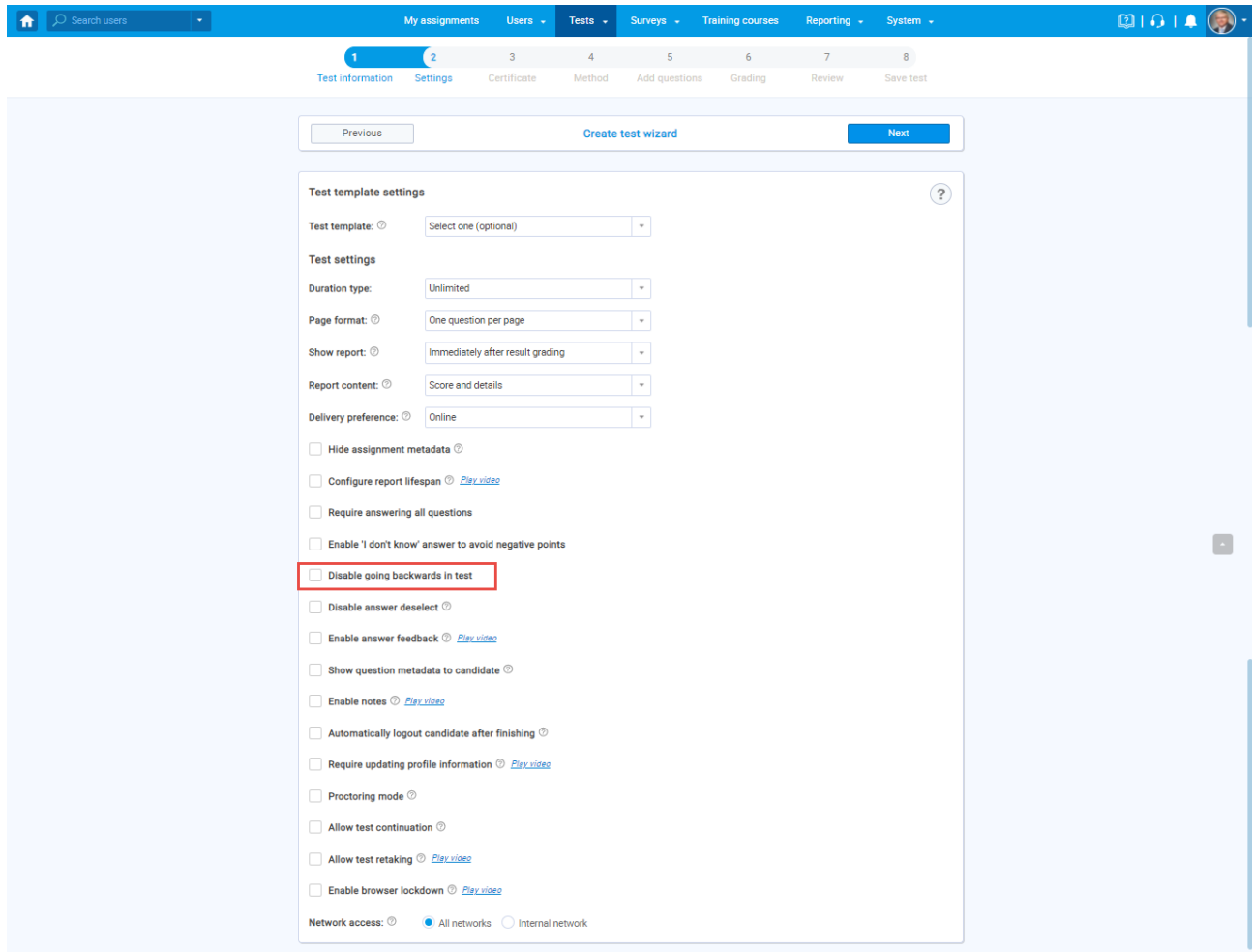
Ability for administrator to determine if student can go back to previous questions, or can only go forward



2.1.1 Allow students to go back to previous questions

In the second step - "Settings," leave the "Disable going backwards in test" option unchecked.

Ability for administrator to determine if student can go back to previous questions, or can only go forward

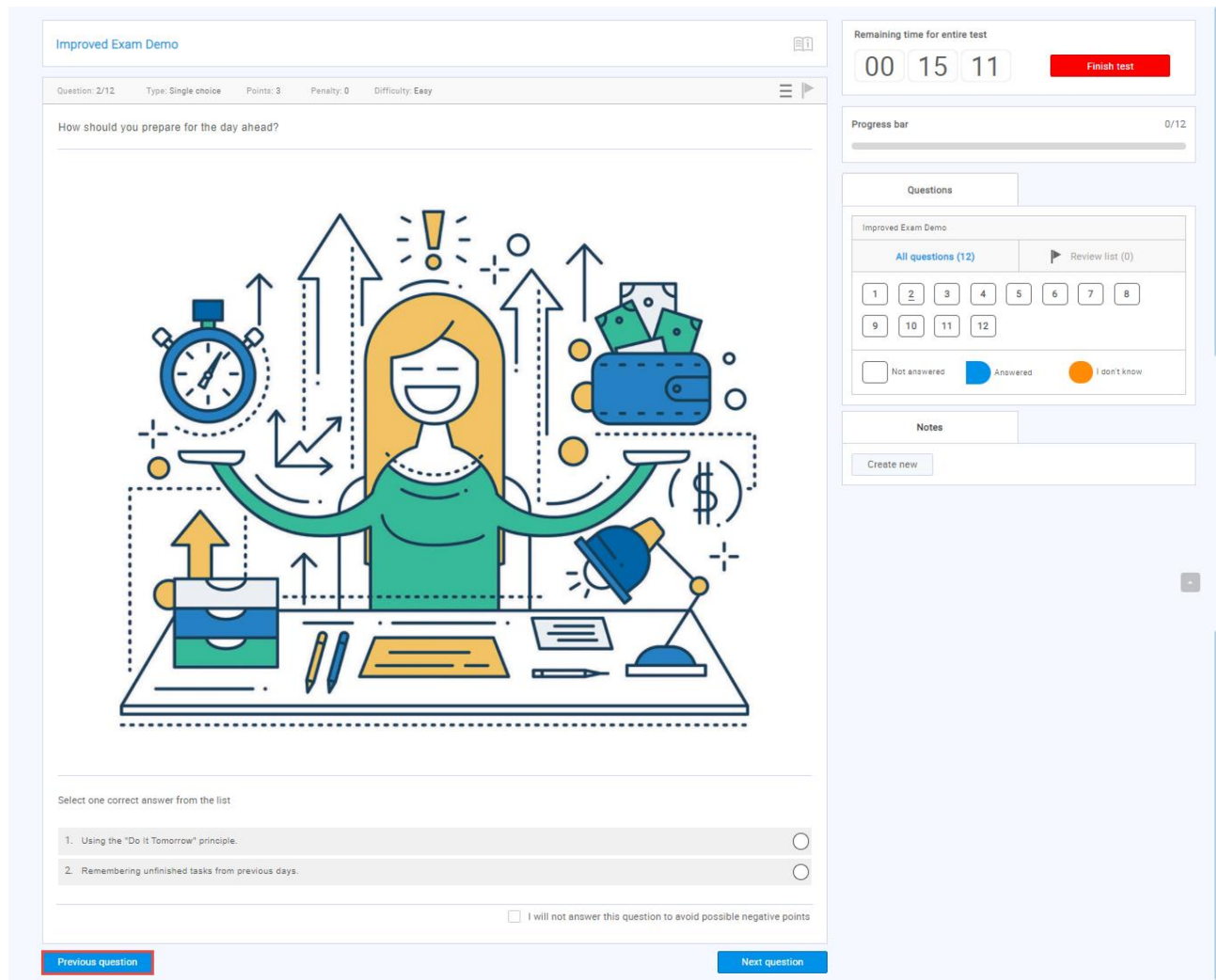


The screenshot shows the 'Create test wizard' interface with the following settings:

- Test template: Select one (optional)
- Test settings:
 - Duration type: Unlimited
 - Page format: One question per page
 - Show report: Immediately after result grading
 - Report content: Score and details
 - Delivery preference: Online
- Hide assignment metadata
- Configure report lifespan
- Require answering all questions
- Enable 'I don't know' answer to avoid negative points
- Disable going backwards in test** (highlighted with a red box)
- Disable answer deselect
- Enable answer feedback
- Show question metadata to candidate
- Enable notes
- Automatically logout candidate after finishing
- Require updating profile information
- Proctoring mode
- Allow test continuation
- Allow test retaking
- Enable browser lockdown
- Network access: All networks (selected), Internal network

2.1.1.1 Candidate's perspective

During the test-taking process, students will be able to go to the previous question by clicking on the "Previous question" button:

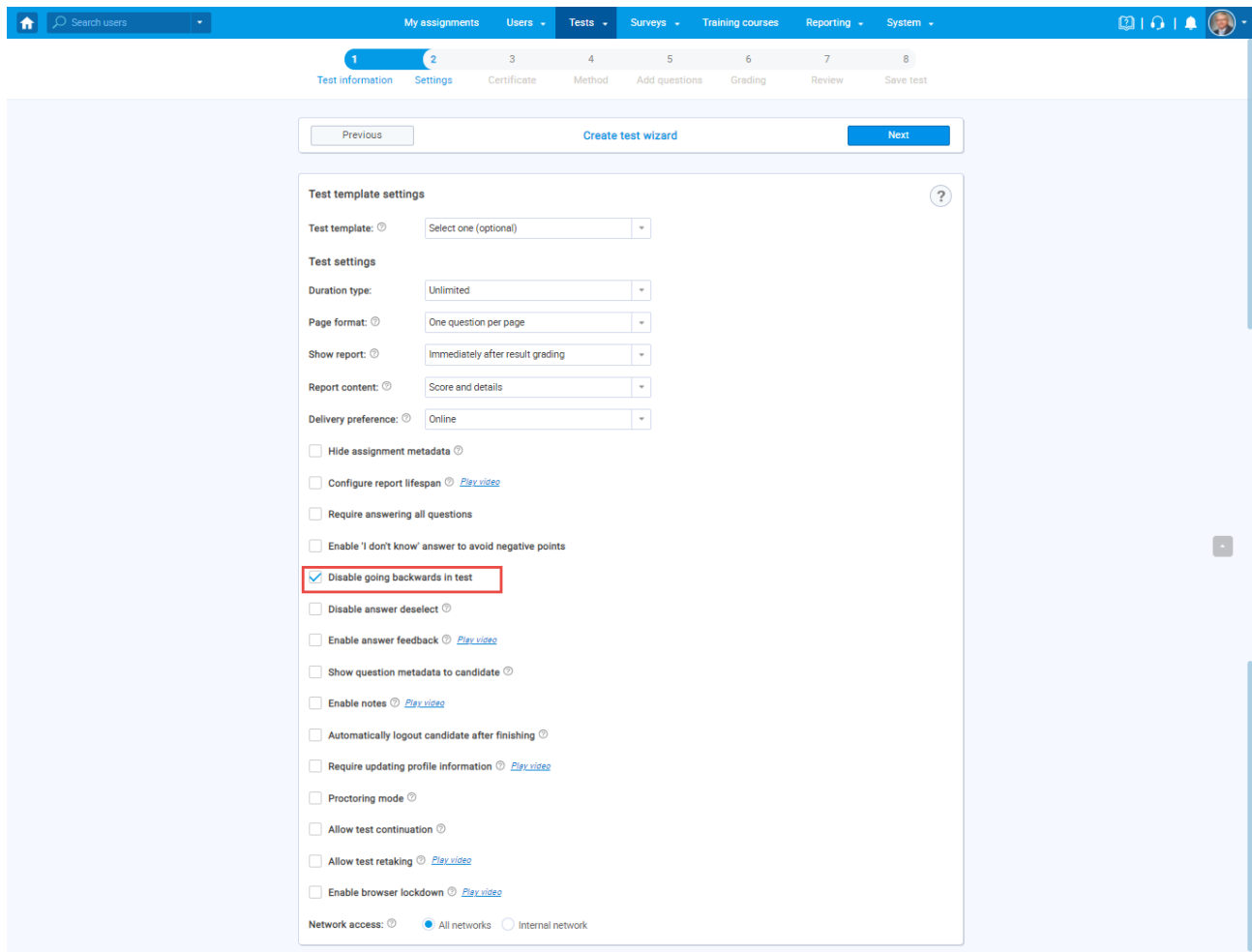


The screenshot displays the Youtestme exam interface. At the top left, the title "Improved Exam Demo" is visible. Below it, the question details are shown: "Question: 2/12", "Type: Single choice", "Points: 3", "Penalty: 0", and "Difficulty: Easy". The question text is "How should you prepare for the day ahead?". The main content area features a colorful illustration of a smiling woman with long blonde hair, wearing a green top, sitting at a desk. She is surrounded by various icons representing productivity and time management, including a stopwatch, a calendar, a lightbulb, a desk lamp, a pen, a pencil, a stack of papers, a wallet with money, and several upward-pointing arrows. Below the illustration, the question asks to "Select one correct answer from the list". Two options are provided: "1. Using the 'Do it Tomorrow' principle." and "2. Remembering unfinished tasks from previous days." There is also a checkbox for "I will not answer this question to avoid possible negative points". At the bottom of the question area, there are "Previous question" and "Next question" buttons. On the right side of the interface, there is a "Remaining time for entire test" section showing a timer at "00 15 11" and a "Finish test" button. Below that is a "Progress bar" showing "0/12". The "Questions" section includes a "Review list (0)" button and a grid of question numbers from 1 to 12. At the bottom of the right sidebar, there is a "Notes" section with a "Create new" button.

2.1.2 Disallow students to go back to previous questions

In the second step - "Settings," check the "Disable going backwards in test" option.

Ability for administrator to determine if student can go back to previous questions, or can only go forward



The screenshot displays the 'Create test wizard' interface. At the top, there is a navigation bar with a search field and menu items: 'My assignments', 'Users', 'Tests', 'Surveys', 'Training courses', 'Reporting', and 'System'. Below this is a progress bar with steps 1 through 8. Step 2, 'Settings', is highlighted. The main content area is titled 'Test template settings' and contains the following options:

- Test template: Select one (optional)
- Test settings
 - Duration type: Unlimited
 - Page format: One question per page
 - Show report: Immediately after result grading
 - Report content: Score and details
 - Delivery preference: Online
- Hide assignment metadata
- Configure report lifespan
- Require answering all questions
- Enable 'I don't know' answer to avoid negative points
- Disable going backwards in test
- Disable answer deselect
- Enable answer feedback
- Show question metadata to candidate
- Enable notes
- Automatically logout candidate after finishing
- Require updating profile information
- Proctoring mode
- Allow test continuation
- Allow test retaking
- Enable browser lockdown
- Network access: All networks Internal network

2.1.2.1 Candidate's perspective


Students will not be able to go to the previous question during the test-taking process, and the "Previous question" button does not exist.

Ability for administrator to determine if student can go back to previous questions, or can only go forward

Astronomy pt2. 24.12.2021

Question: 3/4 Type: Ordering

Reorder the following terms to get the most logical progressive sequence.



Drag and drop the answer choices to put them into the correct order. In case you don't make any changes to the answer order below, the question will be marked as answered

- Positioning
- Segmentation
- Targeting

Next question

Finish test

Progress bar 3/4

Questions

Astronomy pt2. 24.12.2021

All questions (4)

1 2 3 4

Not answered Answered