



# YouTestMe

Pull Multiple Scheduled Offerings Data

<b>File name</b>	The ability to pull multiple scheduled offerings data (metrics) at one time (blocks of dates)
<b>Author</b>	YouTestMe
<b>Confidentiality</b>	<b>Public</b>
<b>Last save date</b>	Friday, March-04-2022 at 7:22:00 PM

## Table of Contents

1	Introduction.....	2
2	Steps.....	2
2.1	Accessing the “Candidates” tab .....	2
2.2	Accessing the “Report builder” tab.....	4

## 1 Introduction

This document explains how to achieve the following requirement:

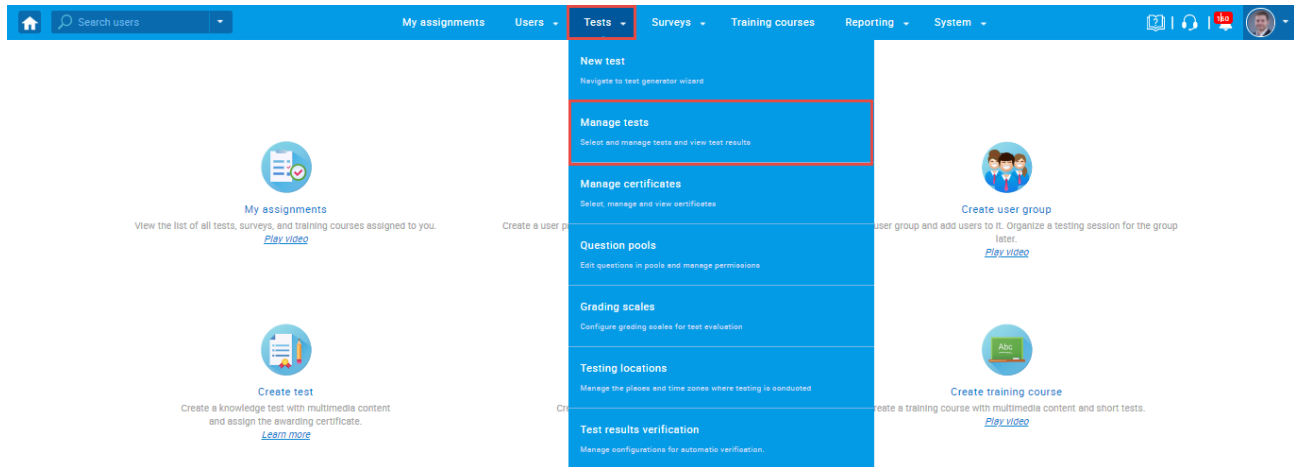
- The ability to pull multiple scheduled offerings data (metrics) at one time (blocks of dates)

## 2 Steps

Follow the steps below to check if the report builder results match the candidates' results.

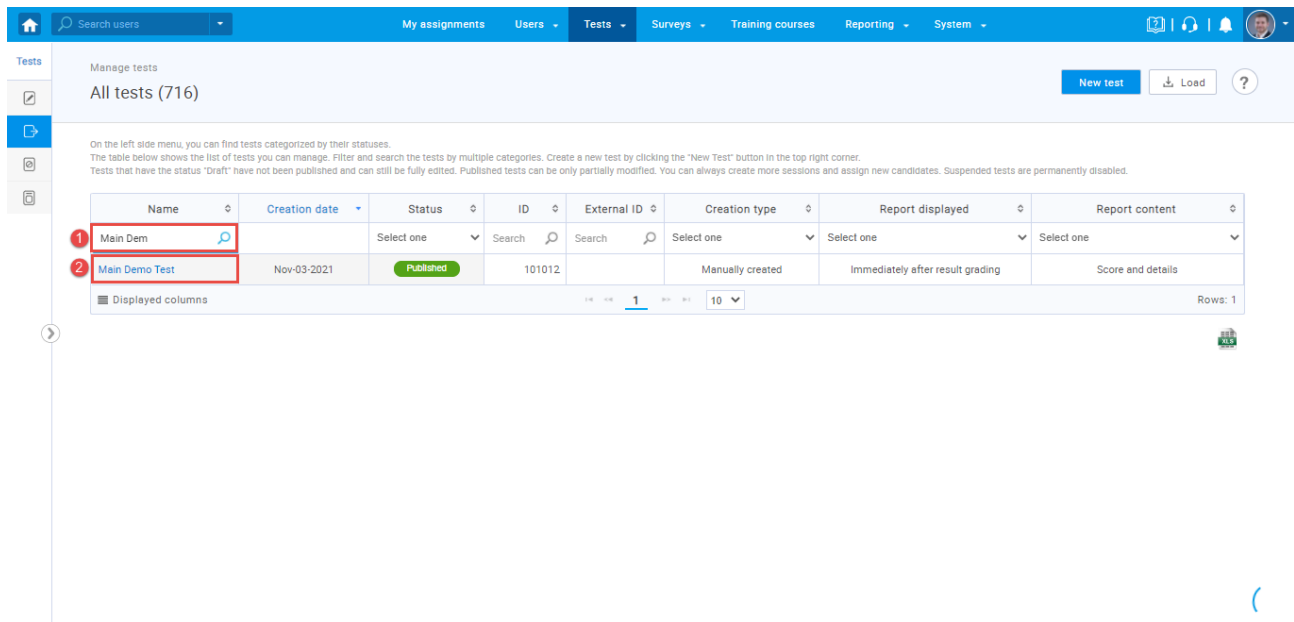
### 2.1 Accessing the “Candidates” tab

Hover over the “**Tests**” in the main menu and select “**Manage tests**”.



On the “Manage tests” page, you will see the list of all tests.

1. Use the search box to find the test.
2. Click on its name to open it.



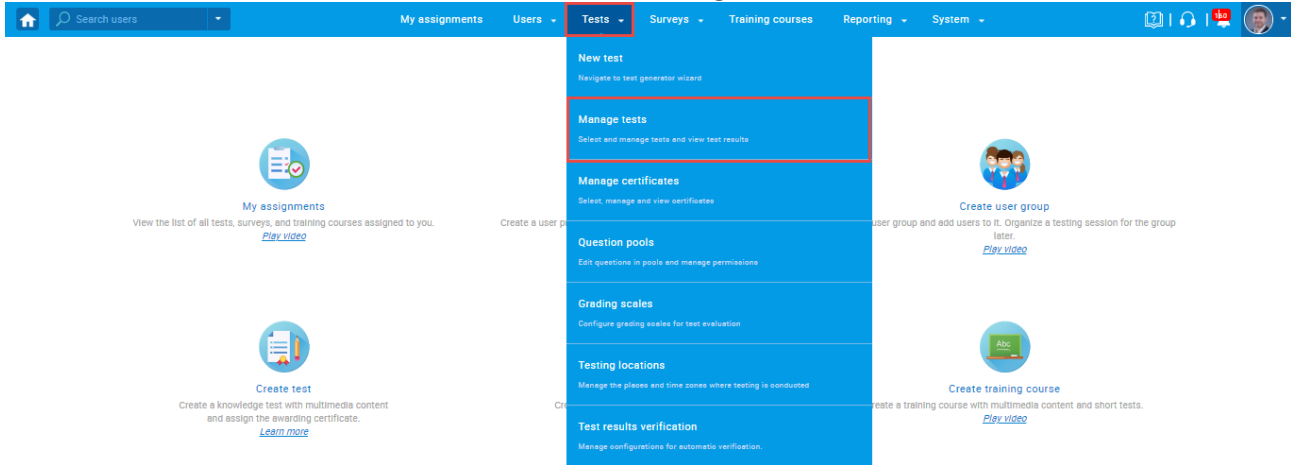
Navigate to the “Candidates” tab. Turn off all the columns except for the "Result" column and use it to sort the records.

Username	Session	Status	Score (%)	Result	Actions	Report verified	Test finished	Grade resolved	Visible to cand
Abeasier	Session - New York	Report complete	96.23	Passed		No	Yes	Yes	Yes
Adam	Session - Toronto	Report complete	75.47	Passed		No	Yes	Yes	Yes
Borpes	Session - Toronto	Report complete	58.49	Passed		No	Yes	Yes	Yes
anna.amith	Session - Toronto	Report complete	49.06	Passed		No	Yes	Yes	Yes
aaron	Session - New York	Report complete	20.75	Failed		No	Yes	Yes	Yes
Aliver62	Session - New York	Report complete	15.09	Failed		No	Yes	Yes	Yes
Able1997	Session - Toronto	Report complete	5.66	Failed		No	Yes	Yes	Yes
Accom1956	Session - Montreal	Not attempted				-	-	-	-
Albert_Mccoy	Session - Montreal	Not attempted				-	-	-	-
Awayet2	Session - Montreal	Not attempted				-	-	-	-

**Note:** Four candidates passed the test in this example, three failed, and the rest did not attempt.

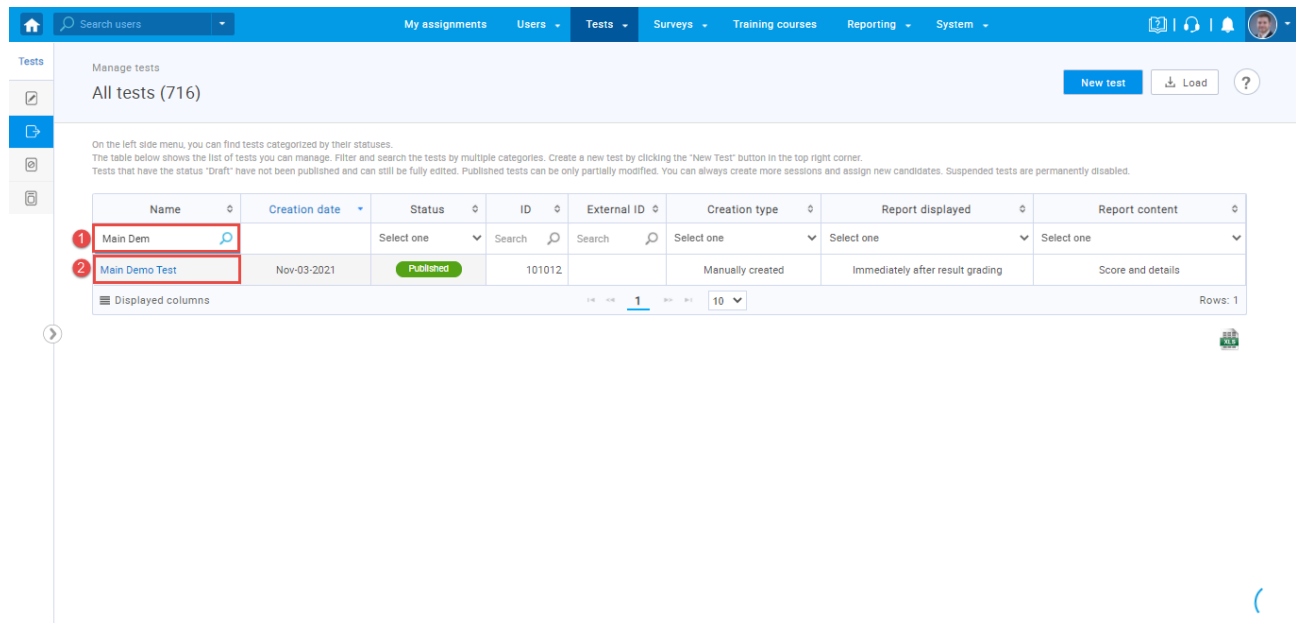
## 2.2 Accessing the “Report builder” tab

Hover over the “Tests” in the main menu and select “Manage test”.



On the “Manage tests” page, you will see the list of all tests.

1. Use the search box to find the same test.
2. Click on its name to open it.



Manage tests

All tests (716)

New test Load ?

On the left side menu, you can find tests categorized by their statuses.  
The table below shows the list of tests you can manage. Filter and search the tests by multiple categories. Create a new test by clicking the "New Test" button in the top right corner.  
Tests that have the status "Draft" have not been published and can still be fully edited. Published tests can be only partially modified. You can always create more sessions and assign new candidates. Suspended tests are permanently disabled.

Name	Creation date	Status	ID	External ID	Creation type	Report displayed	Report content
1 Main Dem		Select one	Search	Search	Select one	Select one	Select one
2 Main Demo Test	Nov-03-2021	Published	101012		Manually created	Immediately after result grading	Score and details

Displayed columns 1 10 Rows: 1

Navigate to the "Report builder" tab and:

1. Turn off all the columns except for the "Username", "Score", and "Passed".
2. Choose to display only users that passed the test.
3. Click on the "Display report" button.

# The ability to pull multiple scheduled offerings data (metrics) at one time (blocks of dates)

**Report builder**

Load template:

**Report columns**

Create a new custom report by selecting options from the list below. Each option will be featured as a column in the report table.  Group columns

User columns	Session columns	Test columns	Test section columns	Question columns	Pool columns	Custom property report columns
<input type="checkbox"/> ID	<input type="checkbox"/> External ID	<input type="checkbox"/> ID	<input type="checkbox"/> Points	<input type="checkbox"/> ID	<input type="checkbox"/> Points	<input type="checkbox"/> Points
<input checked="" type="checkbox"/> Username	<input type="checkbox"/> Employee ID	<input type="checkbox"/> Name	<input type="checkbox"/> Total points	<input type="checkbox"/> External ID	<input type="checkbox"/> Total points	<input type="checkbox"/> Total points
<input type="checkbox"/> First name	<input type="checkbox"/> Last name	<input type="checkbox"/> Name	<input type="checkbox"/> Score (%)	<input type="checkbox"/> Text	<input type="checkbox"/> Score (%)	<input type="checkbox"/> Score (%)
<input type="checkbox"/> Middle name	<input type="checkbox"/> Email	<input type="checkbox"/> Version	<input type="checkbox"/> Grade	<input type="checkbox"/> Type	<input type="checkbox"/> Passed	<input type="checkbox"/> Passed
<input type="checkbox"/> Date of birth	<input type="checkbox"/> Gender	<input type="checkbox"/> Version ID	<input type="checkbox"/> Passed	<input type="checkbox"/> Correct answer	<input type="checkbox"/> Grade	<input type="checkbox"/> Grade
<input type="checkbox"/> Phone number	<input type="checkbox"/> Affiliation	<input type="checkbox"/> Archived		<input type="checkbox"/> Answered		
<input type="checkbox"/> Street	<input type="checkbox"/> City	<input type="checkbox"/> Archivation date		<input type="checkbox"/> Points		
<input type="checkbox"/> State	<input type="checkbox"/> Country	<input type="checkbox"/> Result verified		<input type="checkbox"/> Total points		
<input type="checkbox"/> ZIP code		<input type="checkbox"/> Verification date		<input type="checkbox"/> Time to answer		
		<input type="checkbox"/> Started		<input type="checkbox"/> Question pool		
		<input type="checkbox"/> Finished		<input type="checkbox"/> Topic Areas		
		<input type="checkbox"/> Time spent		<input type="checkbox"/> Terminal Learning Objectives		
		<input type="checkbox"/> Points				
		<input type="checkbox"/> Total points				
		<input checked="" type="checkbox"/> Score (%)				
		<input type="checkbox"/> Grade				
		<input checked="" type="checkbox"/> Passed				
		<input type="checkbox"/> Suspended				

Advanced search

The advanced search allows you to build structured queries. The simple filter filters the results according to the chosen column, criteria, and value. The group filter is a conjunction (AND) or disjunction (OR) of more filters. Negation can be applied to any filter.

Not  AND  Options

Not  Passed  equal  Yes  Options

Test section groups

See aggregated results for multiple test sections by creating a test sections group. This option is available for tests with sections only.

Test section groups:  Points  Total points  Score (%)  Grade  Passed

Save as

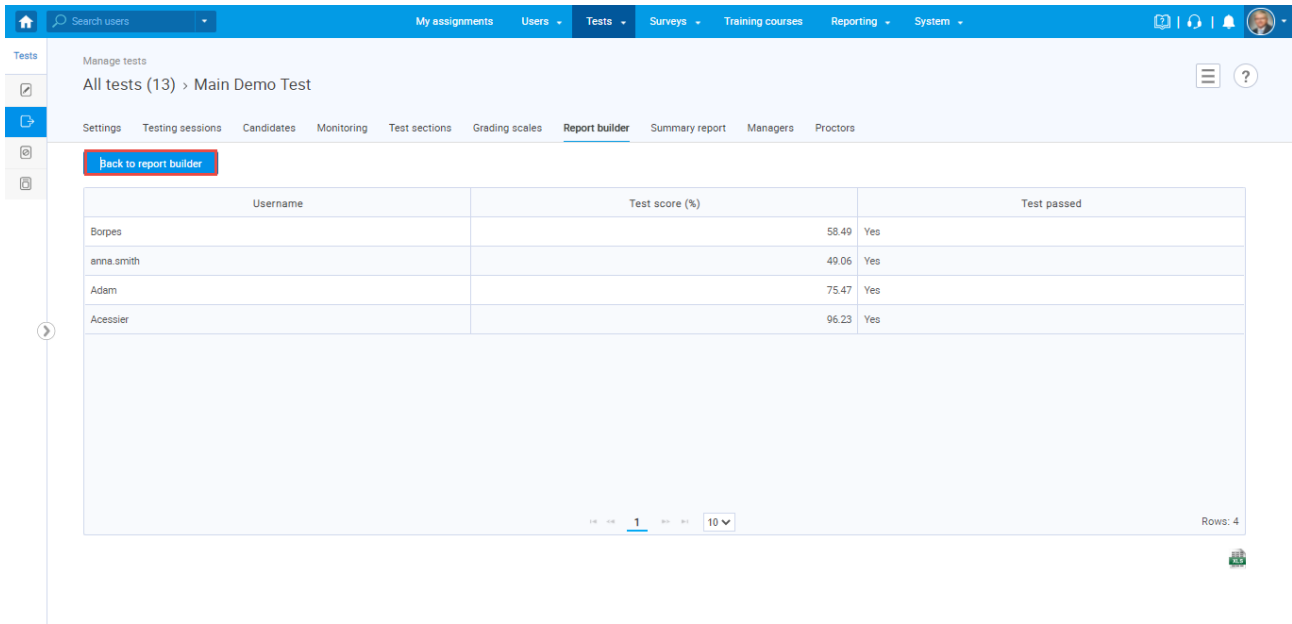
The picture below shows that four candidates passed the test, just as shown in the “Candidates” tab.

Back to report builder

Username	Test score (%)	Test passed
Borpes	58.49	Yes
anna.smith	49.06	Yes
Adam	75.47	Yes
Aecessier	96.23	Yes

Rows: 4

Click on the "Back to report builder" button.



The screenshot shows the 'Report builder' interface for 'Main Demo Test'. A red box highlights the 'Back to report builder' button. The table below displays test results for four users:

Username	Test score (%)	Test passed
Borpes	58.49	Yes
anna.smith	49.06	Yes
Adam	75.47	Yes
Acessier	96.23	Yes

At the bottom of the table, there is a pagination control showing '1' of 4 rows and a 'Rows: 4' indicator.

1. Choose to display only users that failed the test
2. Click on the "Display report" button.

The screenshot shows the 'Report builder' interface in Youtestme. The 'Report columns' section is active, showing various categories of columns that can be selected for the report. The 'Test columns' category has 'Score (%)' and 'Passed' selected. The 'Advanced search' section is also visible, showing a filter set to 'Passed' and a 'No' value selected. At the bottom, there are 'Save as' and 'Display report' buttons.

The picture below shows that three candidates failed the test, just as shown in the “Candidates” tab.



Navigation bar: Home, Search users, My assignments, Users, Tests, Surveys, Training courses, Reporting, System

Tests: Manage tests, All tests (13) > Main Demo Test

Sub-navigation: Settings, Testing sessions, Candidates, Monitoring, Test sections, Grading scales, Report builder, Summary report, Managers, Proctors

[Back to report builder](#)

Username	Test score (%)	Test passed
Aliver62	15.00	No
Ablec1997	5.66	No
aaron	20.75	No

Page 1 of 10, Rows: 3