



# YouTestMe

Going back to the previous question when the real-time option is enabled without the possibility of changing answers

---

<b>File name</b>	Going back to the previous question, when the real-time option is enabled without the possibility of changing answers
<b>Author</b>	YouTestMe
<b>Confidentiality</b>	Public
<b>Last save date</b>	Monday, November-07-2022 at 5:15:00 PM

## Table of Contents

1	Introduction.....	2
2	Creating a test .....	3
3	Accessing the test.....	4
4	Confirmation that the requirement is met.....	5

## 1 Introduction

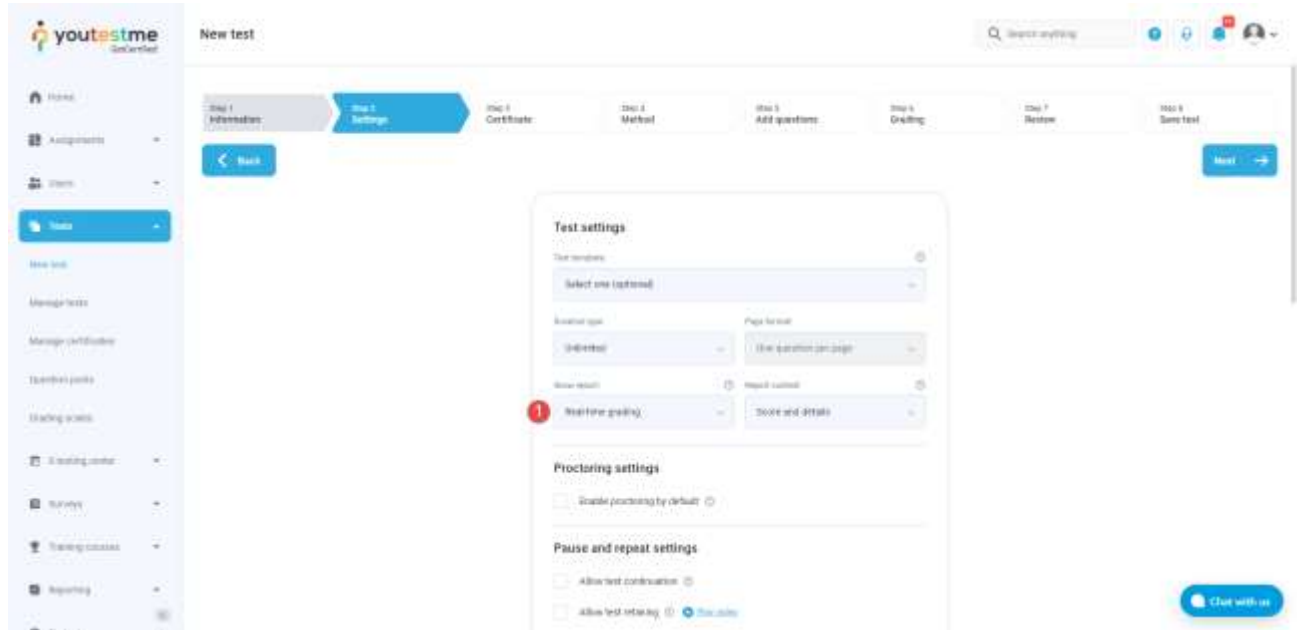
This article explains how to confirm if the following requirement is well implemented:

- Going back to the previous question, when the real-time option is enabled without the possibility of changing answers

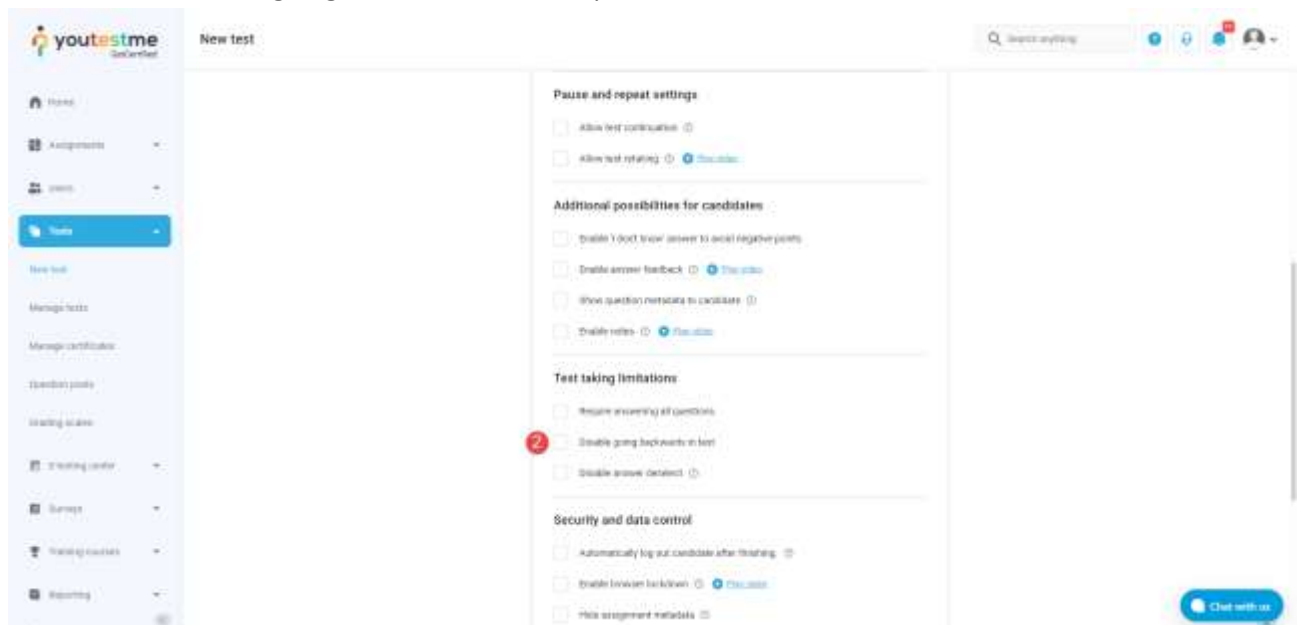
## 2 Creating a test

To allow candidates to go back to the previous question when the real-time option is enabled without the possibility of changing answers, you should create the test with the following options:

1. Set the **"Show report"** option to **"Real-time grading"**.



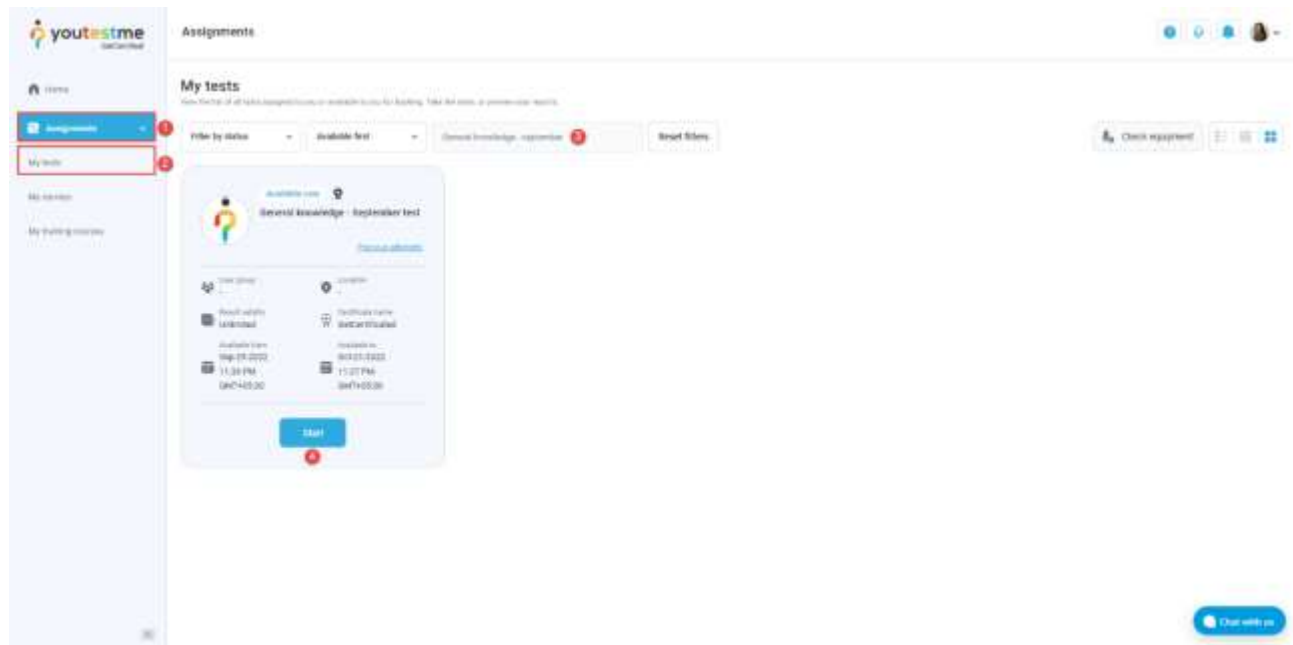
2. Uncheck the **"Disable going backwards in test"** option.



### 3 Accessing the test

To access the test:

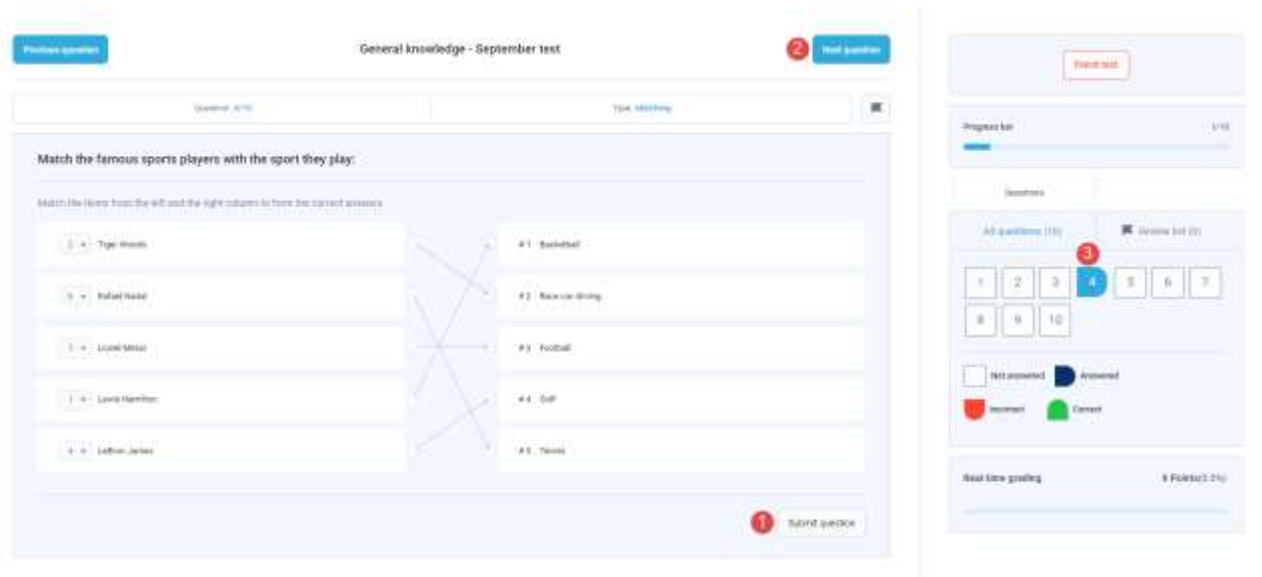
1. Click **“My assignments”** in the left side menu.
2. Select the **“My tests”** tab.
3. Enter the name of the test in the search section.
4. Select **“Start”** to start the test.



## 4 Confirmation that the requirement is met

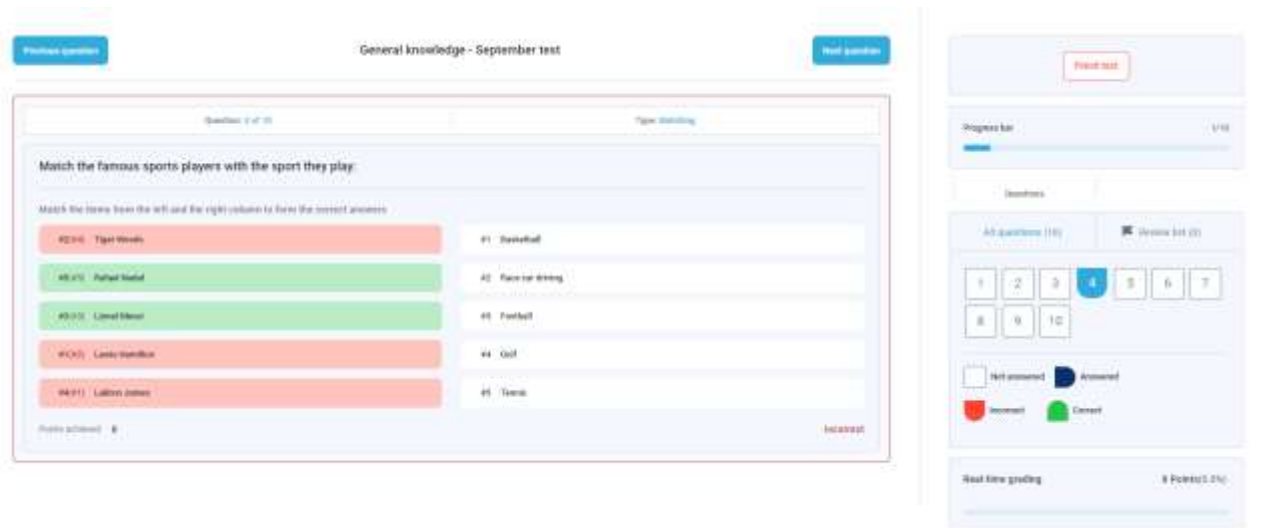
In the test-taking process:

1. The button **“Submit question”** will be displayed for the candidates, which they should click to submit their answers. After that, additional changes are not possible.
2. Candidates can click the **“Next question”** button to move on to the next question, and later they can change their answer if the question is not submitted.
3. Candidates can click the question number on the right side to skip to the desired question. Later they can change their answer if the question is not submitted.



The screenshot shows a test interface for 'General knowledge - September test'. The main question is a matching task: 'Match the famous sports players with the sport they play:'. The left column lists players: Tiger Woods, Rafael Nadal, Liang Xiaoli, Lewis Hamilton, and LeBron James. The right column lists sports: #1 Basketball, #2 Race car driving, #3 Football, #4 Golf, and #5 Tennis. Lines connect Tiger Woods to Golf, Rafael Nadal to Tennis, Liang Xiaoli to Football, Lewis Hamilton to Race car driving, and LeBron James to Basketball. A 'Submit question' button is at the bottom right. On the right sidebar, a 'Next question' button is at the top, and a navigation grid shows question 4 selected.

After the candidate selects the answer and clicks on the **“Submit questions”** button, the right and wrong answers will be displayed along with the achieved points.



This screenshot shows the same matching question after submission. The player names are now color-coded: Tiger Woods (red), Rafael Nadal (green), Liang Xiaoli (green), Lewis Hamilton (red), and LeBron James (red). The sports remain the same. A 'Next question' button is at the bottom right. The right sidebar is identical to the previous screenshot, showing question 4 selected in the navigation grid.

After selecting the answer and clicking on the “**Previous question**” button, the question won’t be submitted if the candidate has not clicked “**Submit question**” previously. Once the candidate returns to the unsubmitted question, the answer can be changed until the candidate clicks the “**Submit question**” button.