



YouTestMe

Creating Multiple Choice Question With Different Scoring Method

Table of Contents

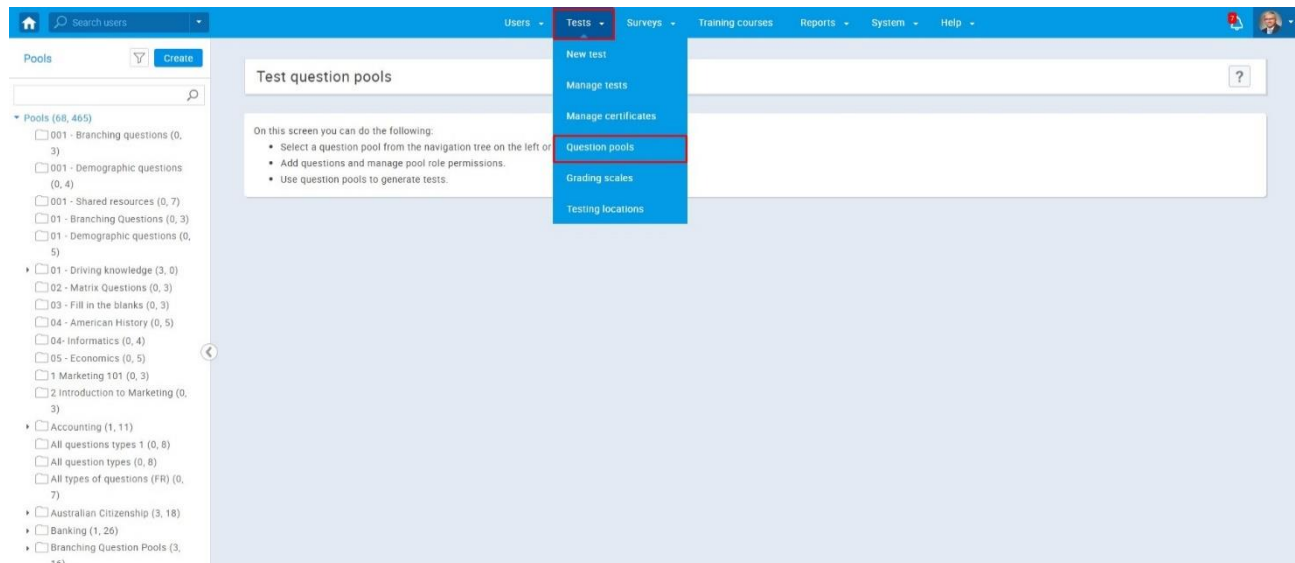
1	Introduction.....	3
2	Adding Questions To a Question pool.....	3
3	Multiple choice questions by “Answer weight” scoring method.....	5
4	Multiple choice questions by “Combination of answers” scoring method.....	7

1 Introduction

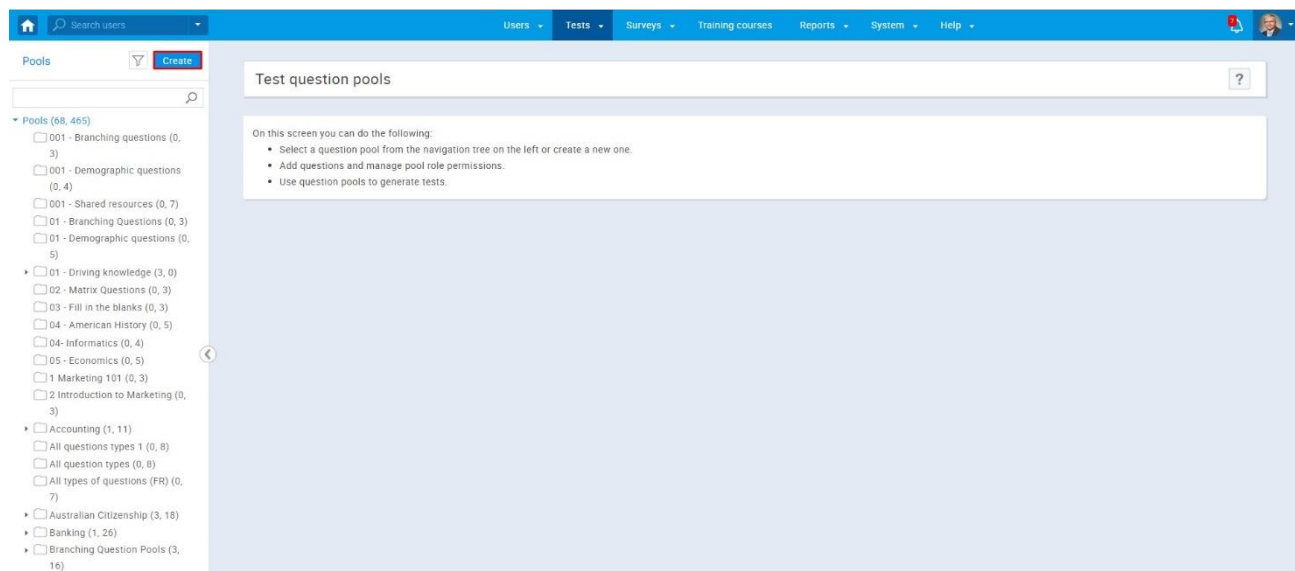
This document's purpose is to explain the method of creating multiple choice type of questions with the scoring type "By a combination of answers" and "By Answer Weight."

2 Adding Questions To a Question pool

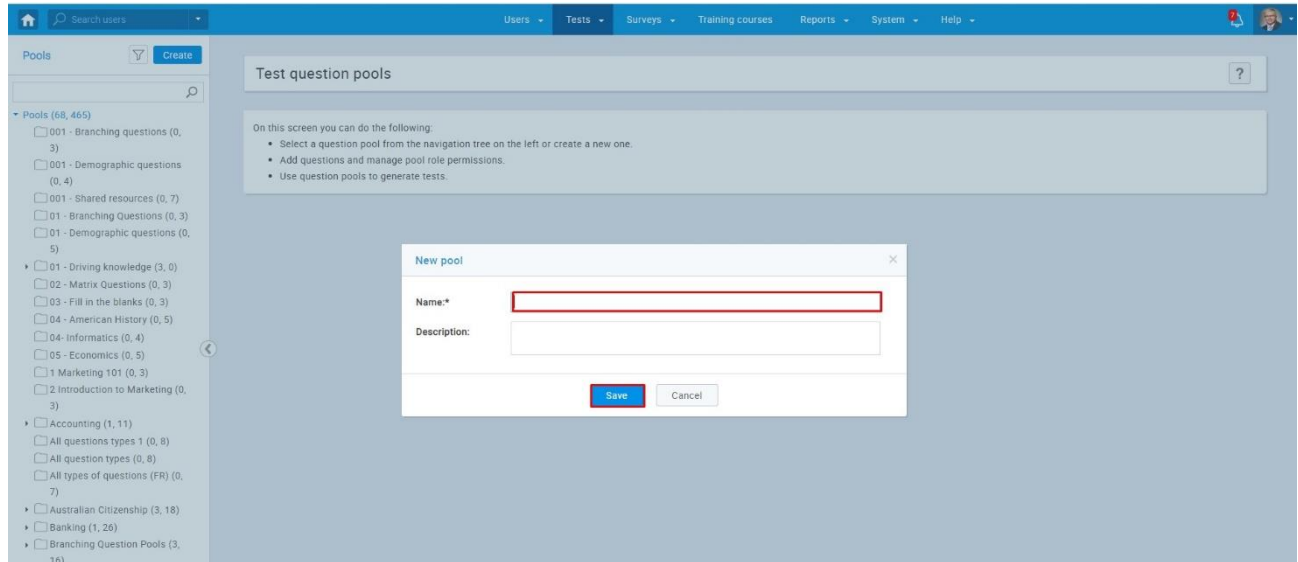
1. To add questions to a question pool, navigate to "Tests/Question pools."



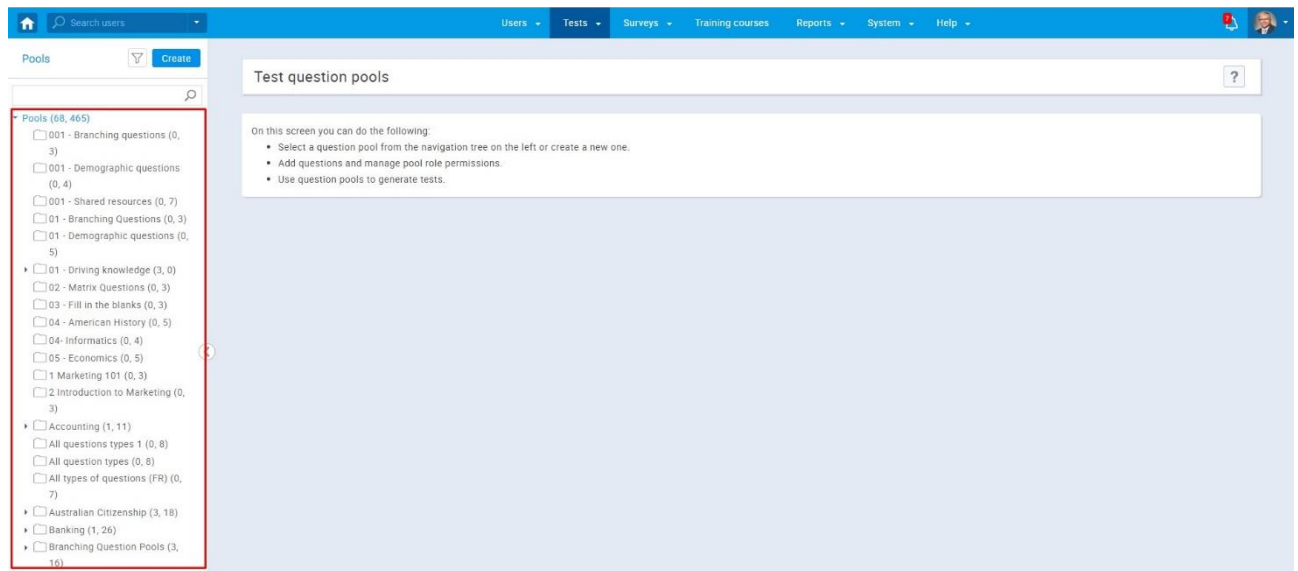
2. To add questions to a new question pool, click the "Create" button.



3. In the popup window, add a pool name and save it.

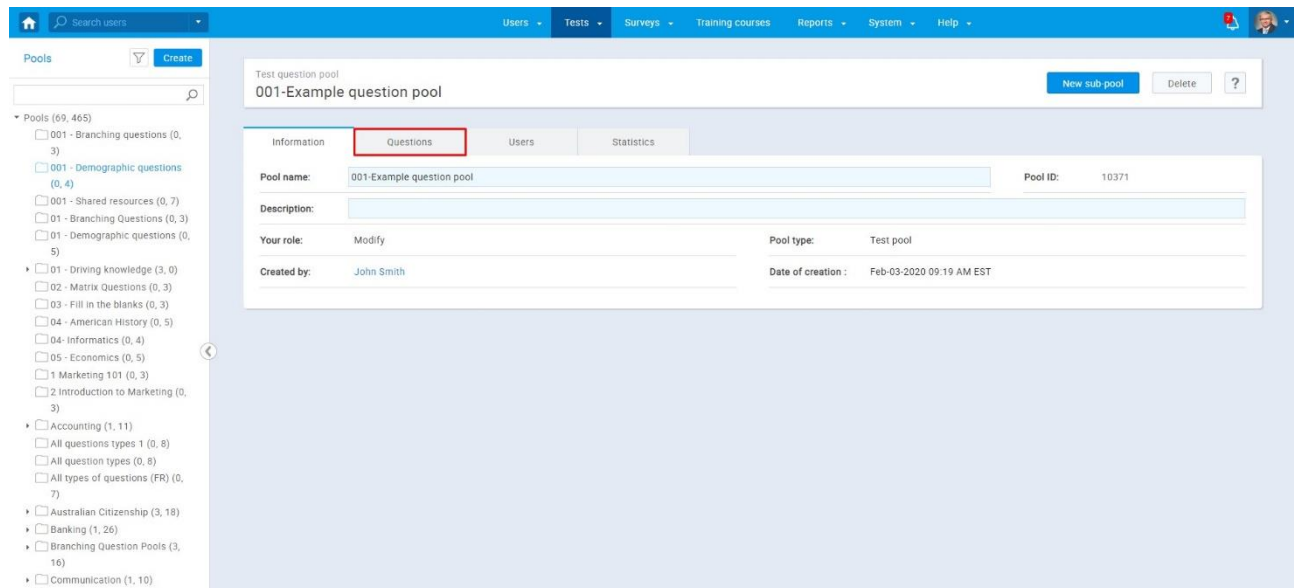


4. To add questions to an existing question pool, select the pool name from the list of pools.



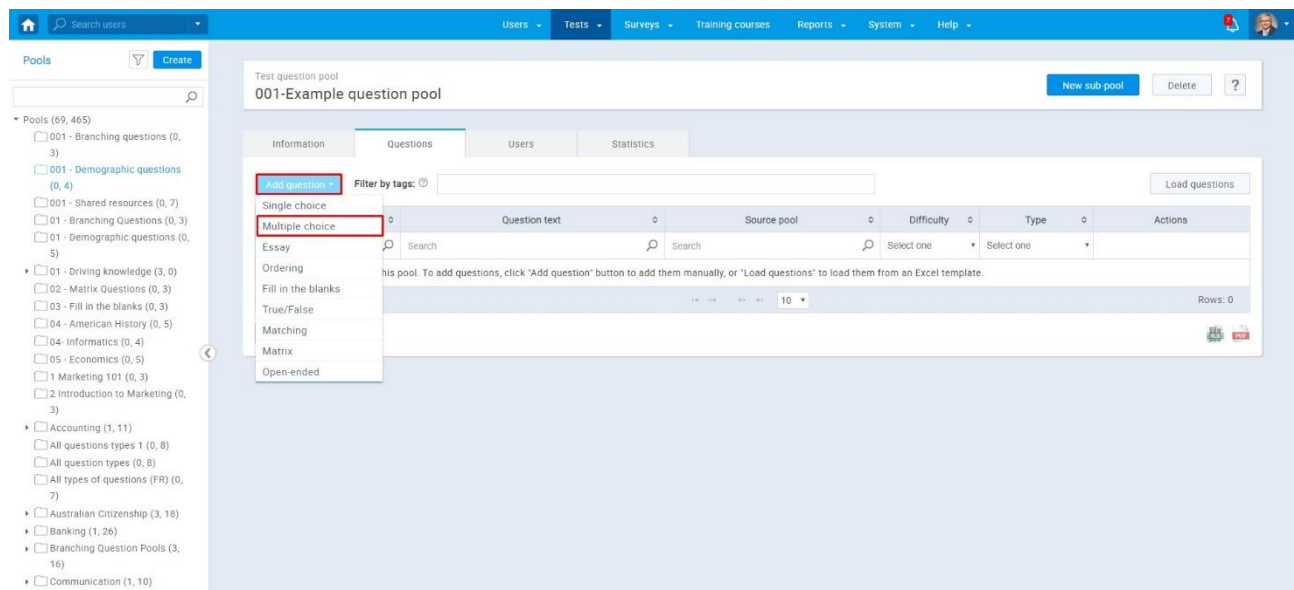
3 Multiple choice questions by “Answer weight” scoring method

1. The add a multiple choice question to a newly created or an existing question pool, select the “Questions” tab.



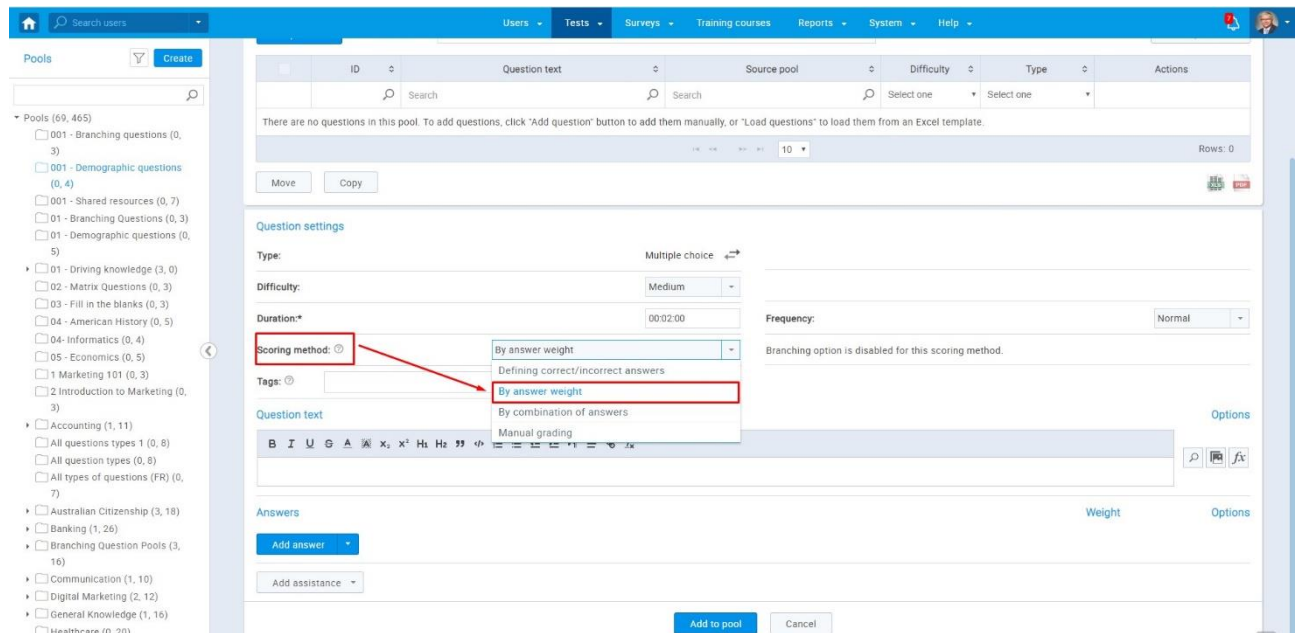
The screenshot shows the Youtestme interface. On the left, there is a sidebar with a search bar and a list of question pools. The main area displays the '001-Example question pool' with tabs for Information, Questions, Users, and Statistics. The 'Questions' tab is selected. Below the tabs, there is a form with fields for Pool name, Description, Your role, Created by, Pool type, and Date of creation. The 'Questions' tab is highlighted with a red box.

2. Click on the “Add questions” button and select the “Multiple choice” option.



The screenshot shows the Youtestme interface with the 'Add question' dropdown menu open. The 'Multiple choice' option is selected and highlighted with a red box. The dropdown menu lists various question types: Single choice, Multiple choice, Essay, Ordering, Fill in the blanks, True/False, Matching, Matrix, and Open-ended. The main area shows the '001-Example question pool' with tabs for Information, Questions, Users, and Statistics. The 'Questions' tab is selected. Below the tabs, there is a table with columns for Question text, Source pool, Difficulty, Type, and Actions. The table is currently empty, and the 'Add question' button is highlighted with a red box.

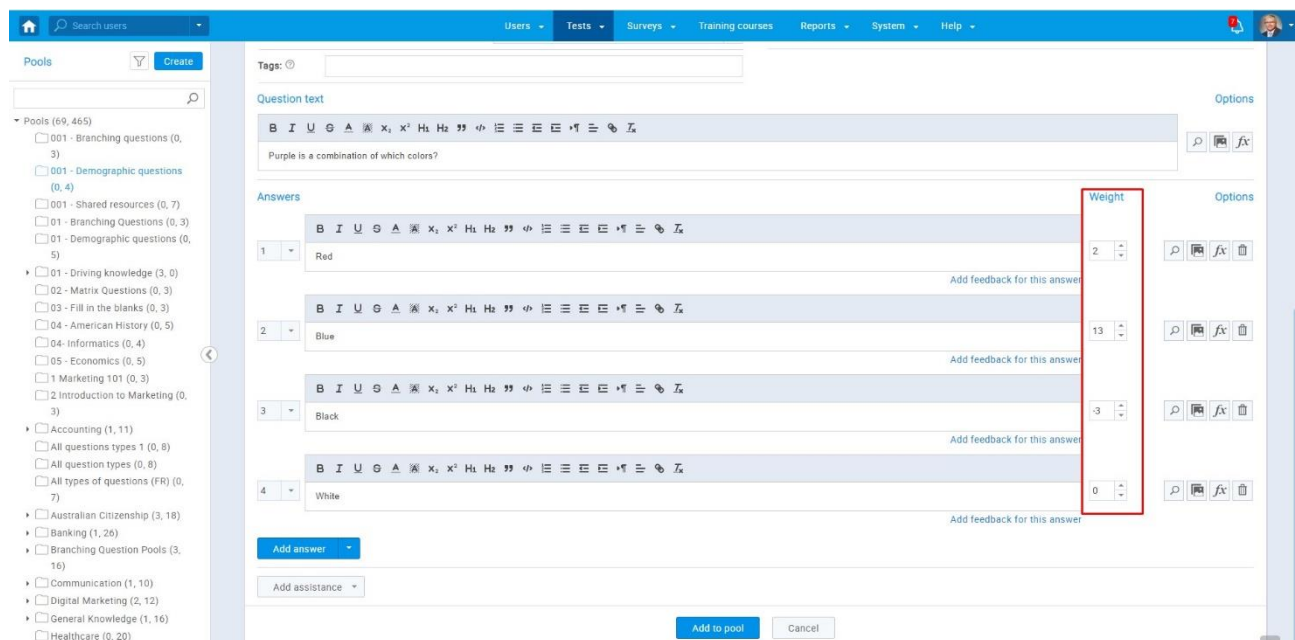
3. Open the dropdown menu on the “Scoring method”, and select “By answer weight” option.



The screenshot shows the Youtestme interface with the 'Question settings' panel open. The 'Scoring method' dropdown is open, and 'By answer weight' is selected. A red box highlights the 'Scoring method' dropdown, and a red arrow points to the 'By answer weight' option. The 'Question text' field is empty, and the 'Answers' section is also empty. The 'Add answer' button is visible.

4. Enter the question text and click on the “Add answer” button:

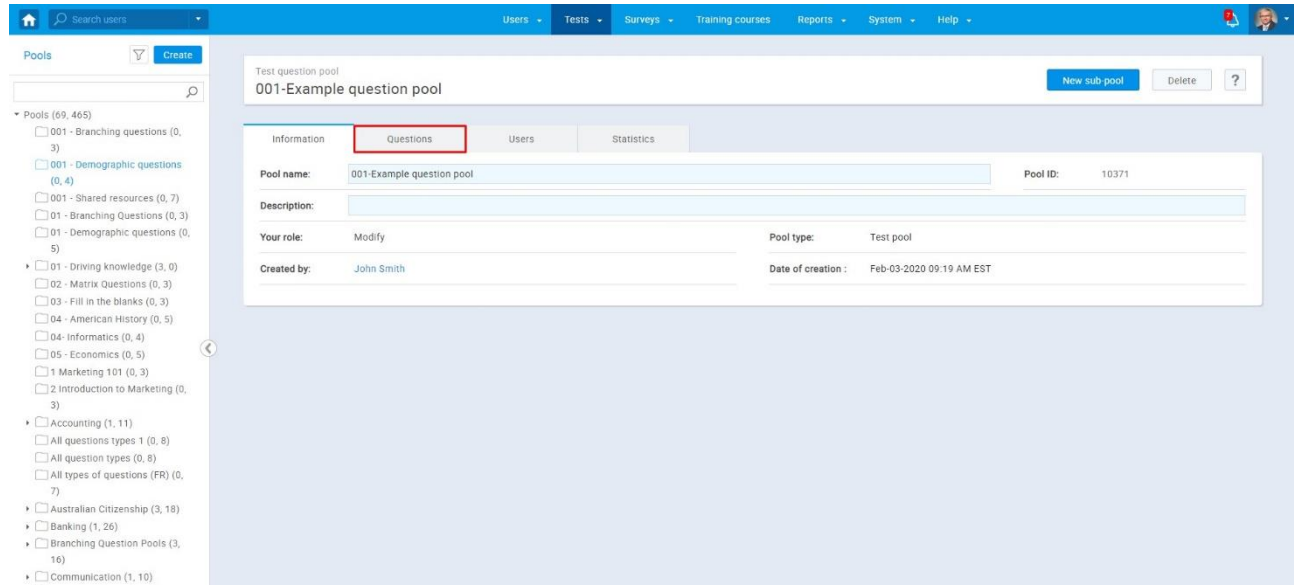
- The blank answer field will open, where you can enter the answer text.
- On the right side, you will see the “Weight” field where you can choose the weight for each question.
- For every answer a user picks, he will be awarded points accordingly (depending on the weight).



The screenshot shows the Youtestme interface with the 'Question settings' panel open. The 'Question text' field contains 'Purple is a combination of which colors?'. The 'Answers' section has four entries: 'Red', 'Blue', 'Black', and 'White'. The 'Weight' field is highlighted with a red box, showing values 2, 13, -3, and 0 for each answer respectively. The 'Add answer' button is visible.

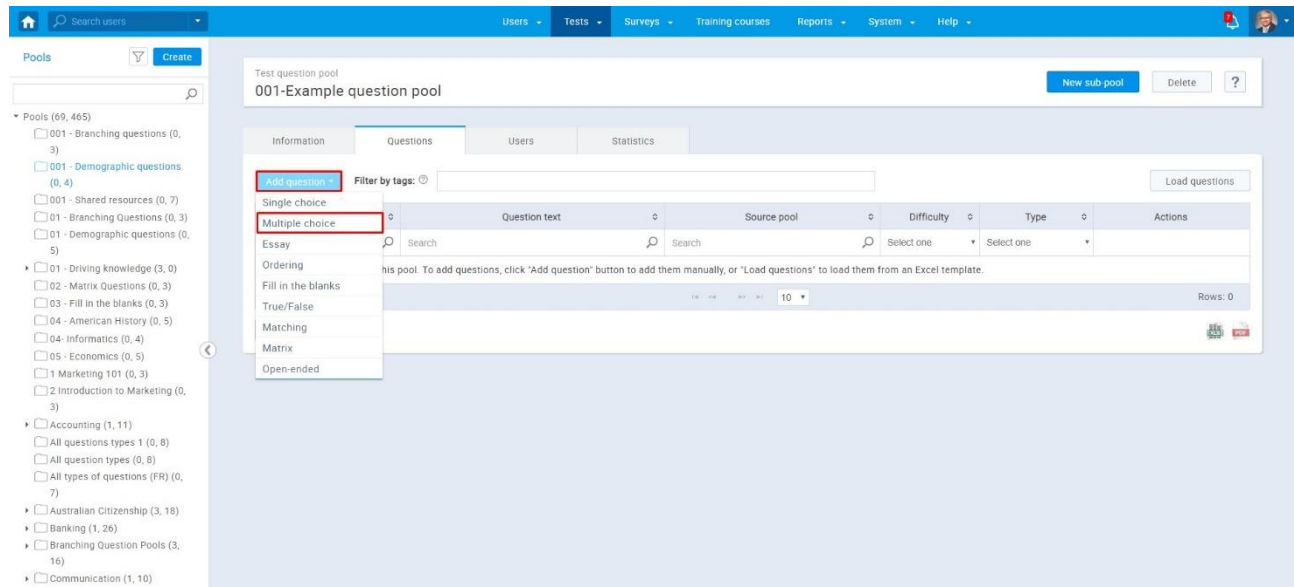
4 Multiple choice questions by “Combination of answers” scoring method

1. To add a multiple choice question to a newly created or an existing question pool, select the “Questions” tab.



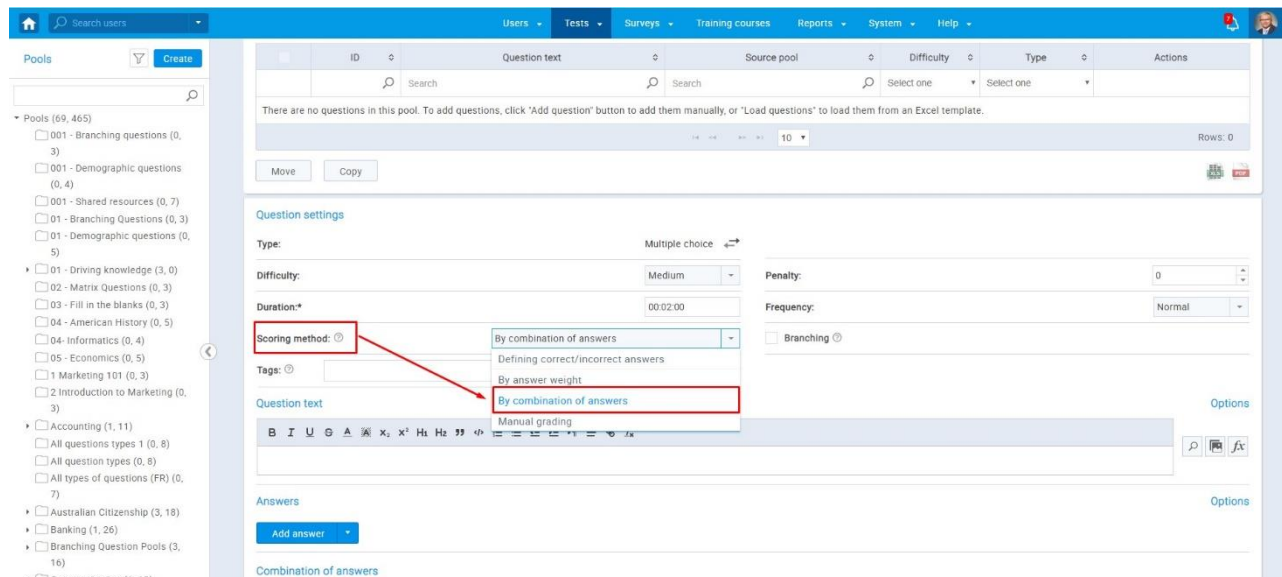
The screenshot shows the 'Test question pool' interface for '001-Example question pool'. The 'Questions' tab is selected. The pool name is '001-Example question pool' and the Pool ID is '10371'. The description field is empty. The user's role is 'Modify' and the pool type is 'Test pool'. The date of creation is 'Feb-03-2020 09:19 AM EST'. The created by is 'John Smith'. On the left, there is a list of question pools with various categories like '001 - Branching questions', '001 - Demographic questions', '01 - Shared resources', etc.

2. Click on the “Add question” button and select the “Multiple choice” option.



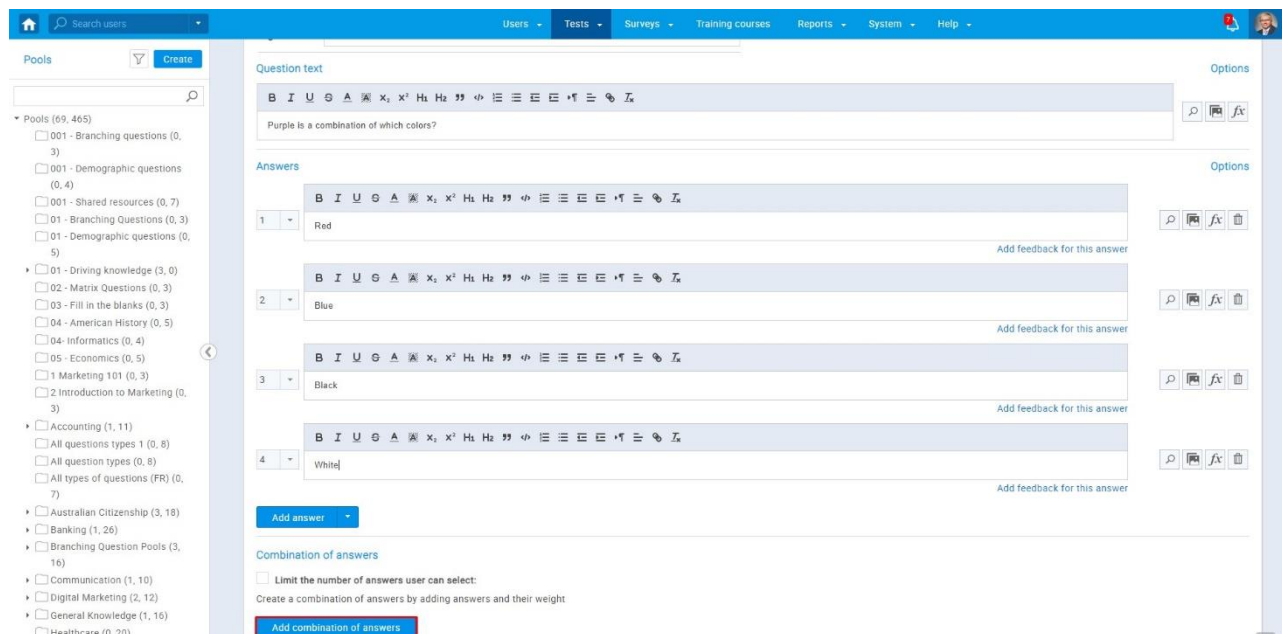
The screenshot shows the 'Test question pool' interface for '001-Example question pool'. The 'Questions' tab is selected. The 'Add question' button is highlighted, and the dropdown menu is open, showing options like 'Single choice', 'Multiple choice', 'Essay', 'Ordering', 'Fill in the blanks', 'True/False', 'Matching', 'Matrix', and 'Open-ended'. The 'Multiple choice' option is selected. The interface also shows a table with columns for 'Question text', 'Source pool', 'Difficulty', 'Type', and 'Actions'. The table is currently empty, and the 'Rows: 0' indicator is shown at the bottom right.

3. Open the dropdown menu on the “Scoring method”, and select “By combination of answers” option.



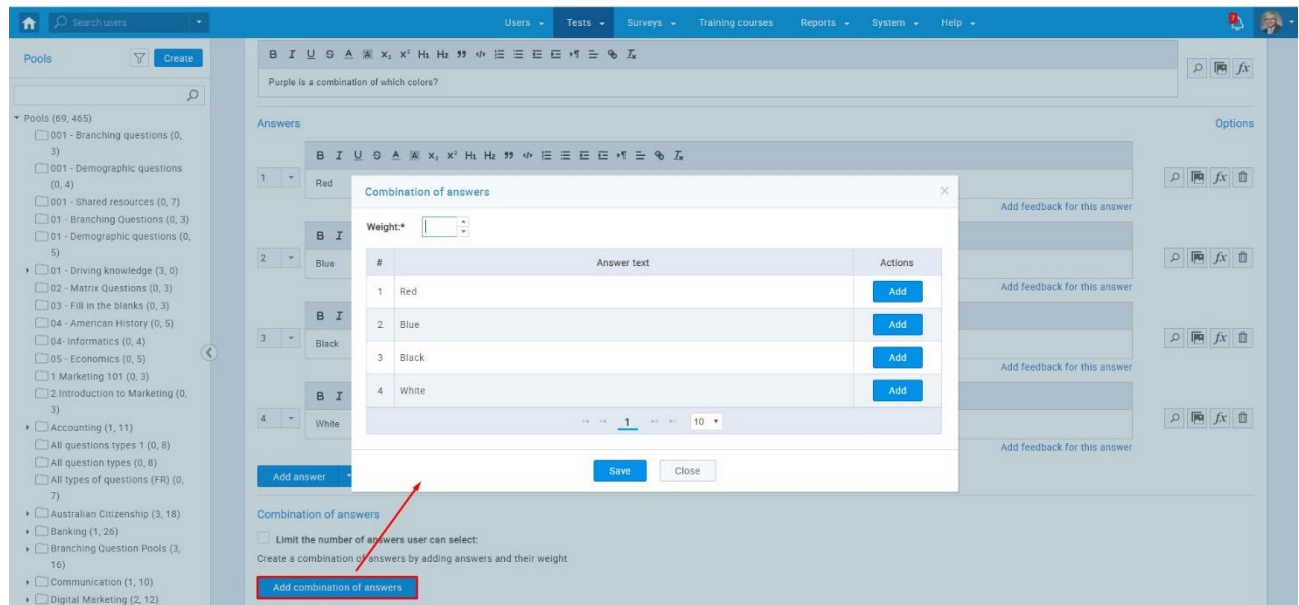
The screenshot shows the Youtestme interface. On the left is a sidebar with a 'Pools' section containing various question categories like 'Branching questions', 'Demographic questions', 'Driving Knowledge', etc. The main area is titled 'Question settings'. It includes fields for 'Type' (Multiple choice), 'Difficulty' (Medium), 'Duration' (00:02:00), 'Penalty' (0), and 'Frequency' (Normal). The 'Scoring method' dropdown is open, showing options: 'By combination of answers', 'Defining correct/incorrect answers', 'By answer weight', and 'Manual grading'. The 'By combination of answers' option is selected and highlighted with a red box. Below the settings is a 'Question text' field with a rich text editor. At the bottom, there is an 'Add answer' button and a 'Combination of answers' section.

4. Enter the question text and click on the “Add answer” button:
 - a. The blank answer field will open, where you can enter the answer text.
 - b. On the bottom, you will see the “Add a combination of answers” button.

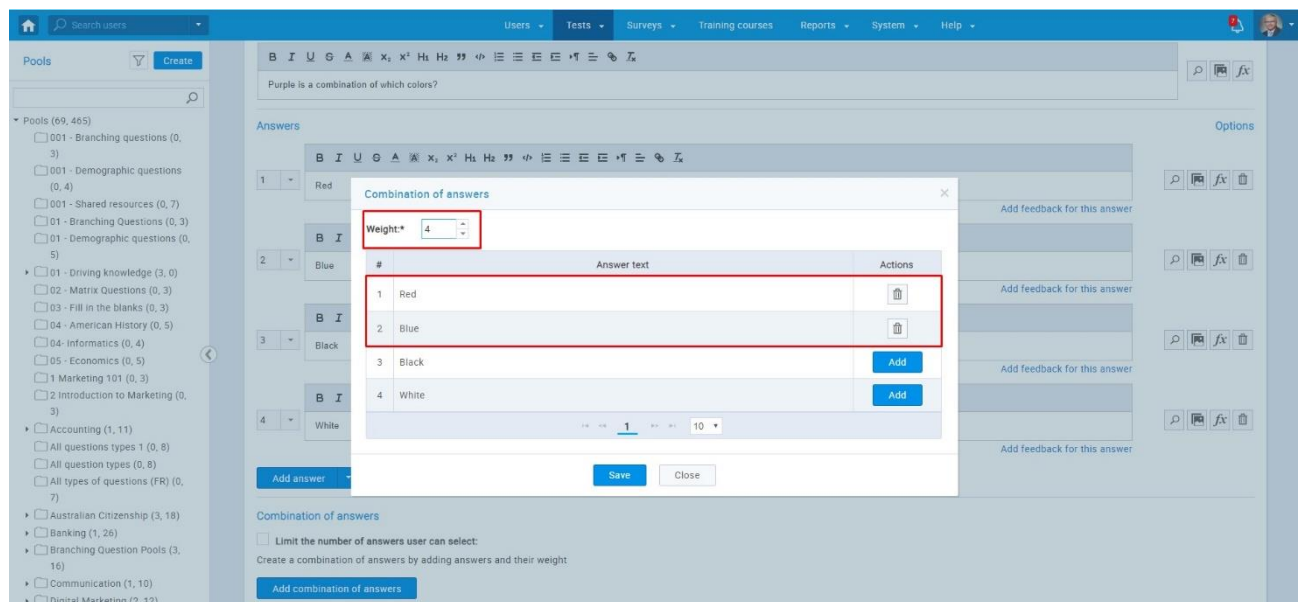


The screenshot shows the Youtestme interface after clicking the 'Add answer' button. The 'Question text' field now contains the text 'Purple is a combination of which colors?'. Below it, the 'Answers' section is open, showing four answer fields: 'Red', 'Blue', 'Black', and 'White'. Each answer field has a rich text editor and a feedback button. At the bottom, there is an 'Add answer' button and a 'Combination of answers' section. The 'Combination of answers' section has a checkbox 'Limit the number of answers user can select:' and a text field 'Create a combination of answers by adding answers and their weight:'. The 'Add combination of answers' button is highlighted with a red box.

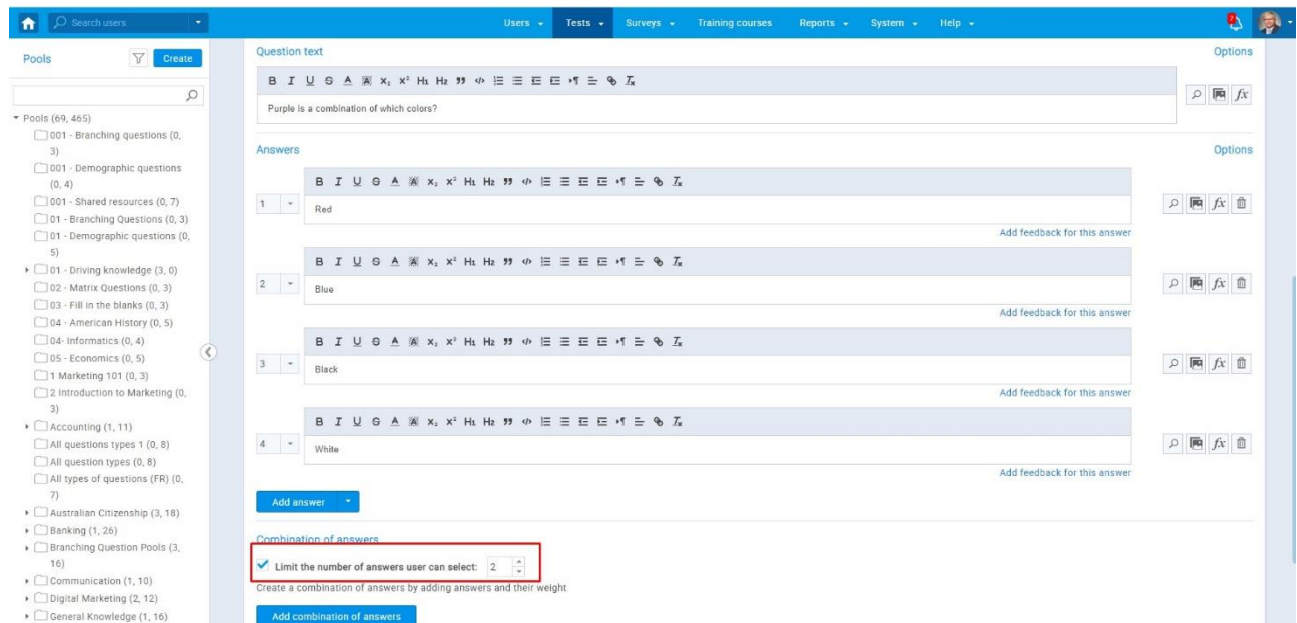
- c. When you click on the “Add combination of answers” button, the popup window will show up.



- d. You should choose a combination of answers and weight for each combination.



e. You can limit the number of answers a user can select.



Question text

Purple is a combination of which colors?

Answers

1 - Red

2 - Blue

3 - Black

4 - White

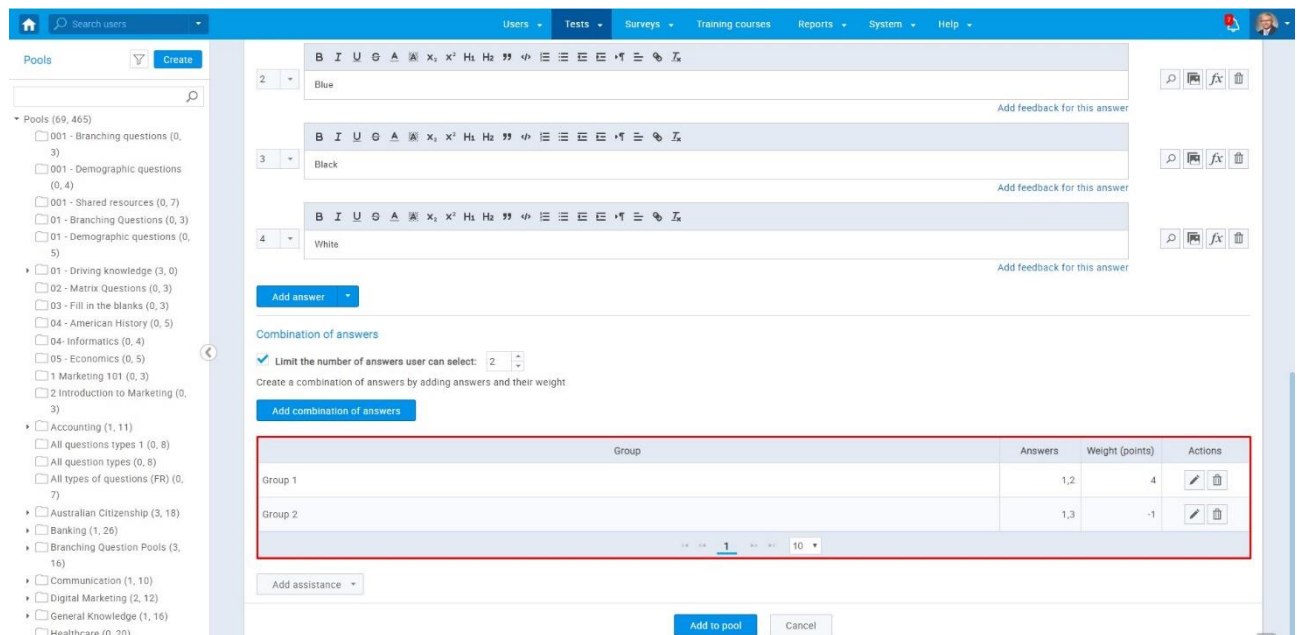
Combination of answers

☒ Limit the number of answers user can select: 2

Create a combination of answers by adding answers and their weight

Add combination of answers

f. On the bottom of the page, you can see the information about the combinations you made.







Combination of answers

☒ Limit the number of answers user can select: 2

Create a combination of answers by adding answers and their weight

Add combination of answers

Group	Answers	Weight (points)	Actions
Group 1	1,2	4	 
Group 2	1,3	-1	 

Add assistance

Add to pool Cancel